

MAXIMUS

MEGA SLAB



Concept and
Solutions

MAXIMUS
MEGA SLAB

RAK
CERAMICS

Concept and Solutions

CONTENTS

MARBLE

AMANI MARBLE 82
BLACK BEAUTY 85
BRECCIA ADIGE 86
BRECCIA DAINO 87
BAHIA 88
BLU DEL BELGIO 90
CALACATTA AFRICA 94
CALACATTA CIELO 95
CALACATTA GOLD 96
CALACATTA EXTRA 97
CLASSIC CARRARA 98
CLASSIC ONYX 100
CLASSIC FIORITO 101
CLASSIC FLURRY 102
CLASSIC NEW MARFIL 103
ELLE MARBLE 104
IRISH XL 106
PREZIOSI 108
LUCE 112
MEDICEA MARBLE 114
PANDA MARBLE 115
PALISSANDRO 116
PORTOVENERE MARBLE 117
RAIN MARBLE 118
STATUARIO CONTINUO 120
STATUARIO VENATO 121
SILK MARBLE 122
THASSOS 126
URBAN MARBLE 128
VENATO MARBLE 129
VERSILIA MARBLE 130
VERDE ALPI 131

CONCRETE

ARAGON CONCRETE 152
BASIC CONCRETE XL 152
OSLO CONCRETE 153
REVIVE CONCRETE XL 154
SURFACE XL 155
TOKYO CONCRETE 153

METAL

EVOQUE METAL 170
ICON METAL 171

STONE

CEPPO DI GRE' 184
NEW TRAVERTINO 185

WOOD

BENGALA 198
BAILLIE WOOD 198
DENVER WOOD 199
SIGURT WOOD XL 200

OTHERS


UNI 216
UNICO 218

The design possibilities are endless.

Imagine a tiled space with virtually no grout lines.
Imagine limitless possibilities for your surfaces and unparalleled flexibility for any kind of applications.
Maximus is available in 3 thicknesses and a wide range of finishes and sizes.
Heat resistant, recyclable, light weight, durable and easy to clean.
Maximus is the best answer to the most challenging architectural and interior design needs.


120x280 cm
47.24"x110.23"

>|< 9 mm




120x260 cm
47.24"x102.36"

>|< 6 mm



120x240 cm
47.24"x94.48"

>|< 9 mm




80x240 cm
31.49"x94.48"

>|< 9 mm




120x120 cm
47.24"x47.24"

>|< 9 mm



60x120 cm
23.62"x47.24"

>|< 9 mm




Versatile and simply beautiful, the Maximus slab revolutionizes the design and architecture world by opening up new perspectives in tiles application that were previously unimaginable.

All the continuous surfaces are designed for any type of application: floor and walls, cladding, furnishing, countertops and provide creative flexibility and high technical and aesthetic performances.

WALLS AND FACADE

FURNITURE

FLOOR





Wall

The best solution to create astonishing vertical surfaces like kitchen walls, bathroom and all the other walls.

Maximus gives all your rooms a great personality and allows you to freely express your style.



Floor

Maximus has created a world where big is beautiful - with visually expanded spaces and fewer design interruptions. The application on the floor is the best way to appreciate its endless possibilities, exhibiting incredible aesthetic appeal and high resistance to stress.



Furniture

The best answer to a big trend. Maximus is ideal for dressing up modern spaces and covering up doors, tables, kitchen doors or living room furniture. Choose your favorite decorating style in order to create a coordinated environment. Marble, metal, stone and concrete become part of the interior design without any compromise.



Façade

The technical performances of the gigantic sized Maximus slabs are the perfect solution for the external cladding of buildings. High resistance, light weight, easy to install and maintain, with a high aesthetic and energy value that enhance the building industry.

AMANI MARBLE 82
BLACK BEAUTY 85
BRECCIA ADIGE 86
BRECCIA DAINO 87
BAHIA 88
BLU DEL BELGIO 90
CALACATTA AFRICA 94
CALACATTA CIELO 95
CALACATTA GOLD 96
CALACATTA EXTRA 97
CLASSIC CARRARA 98
CLASSIC ONYX 100
CLASSIC FIORITO 101
CLASSIC FLURRY 102
CLASSIC NEW MARFIL 103
ELLE MARBLE 104
IRISH XL 106
PREZIOSI 108
LUCE 112
MEDICEA MARBLE 114
PANDA MARBLE 115
PALISSANDRO 116
PORTOVENERE MARBLE 117
RAIN MARBLE 118
STATUARIO CONTINUO 120
STATUARIO VENATO 121
SILK MARBLE 122
THASSOS 126
URBAN MARBLE 128
VENATO MARBLE 129
VERSILIA MARBLE 130
VERDE ALPI 131

MARBLE





MARBLE

A wide and varied range of collections inspired by the elegance of marble to offer hundreds of solutions for residential areas, hospitality industry and business places. Revised classy marble and granite patterns displaying elegant veins which remodel walls, floors, countertops and furniture, creating sophisticated ambiances. Maximus marble collections are the epitome of luxury and sophistication. Also available in the trendy Open Book effect in a huge range of sizes, thicknesses and design solutions.



Wall: Blu Del Belgio Clay
Floor: Blu Del Belgio Clay
Kitchen Top: Blu Del Belgio Blue



Wall and Kitchen Counter : Calacatta Cielo



Wall: Black Beauty, Sigurt Wood XL Brown
Floor: Revive Concrete XL Summer Sand



Floor: Breccia Daino Beige



Wall: Rain Marble White (Open Book Effect)



Wall: Medicea Marble White
Floor: Revive Concrete XL Concrete Grey
Kitchen Top: Medicea Marble Hyper White
Table Top: Medicea Marble Hyper White



Wall: Medicea Marble White
Floor: Revive Concrete XL Concrete Grey
Kitchen Top: Medicea Marble Hyper White
Table Top: Medicea Marble Hyper White







Wall and Floor: Versilia Marble White
Kitchen Top: Versilia Marble Hyper White
Furniture: Versilia Marble Hyper White and Uni Black



Counter Wall: Luce Onyx White




Wall: Luce Golden Marble
Floor: Palissandro



Wall: Luce Marble White



Wall: Preziosi Plum




Wall: Preziosi Rock



Wall: Preziosi Deep Blue



Wall: Venato Marble White



Floor: Blu Del Belgio Clay
Counter: Blu Del Belgio Blue



Wall: Amani Marble Dark Grey
Counter: Uni Hyper White



Furniture: Bahia Wave Blue



Table: Classic Onyx White
Floor: Uni Ivory



Kitchen Top and Backsplash: Versilia Marble (Statuario Apuano) open book effect
Furniture: Uni Ivory



Wall: Calacatta Africa White



Wash Basin: Classic Carrara Grey



Wall: Calacatta Gold White 120x260 cm



Wall: Statuario Continuo White



Wall: Statuario Venato White



Wall, Furniture and Table: Panda Marble White



Wall: Urban Marble Ormate




Wall: Blu Del Belgio Blue (open book effect)



Wall: Calacatta Extra White



Table: Breccia Adige Grey
Floor: Uni Ivory



Wall: Classic Carrara Grey (open book effect)
Floor: Amani Marble Dark Grey
Counter: Classic Carrara Grey



Wall and Floor: Classic New Marfil Beige



Wall and Counter: Palissandro Ivory
Floor: Uni Ivory



Wall and Floor: Panda Marble White
Counter: Panda Marble White



Wall and Wash Basin: Varsilia Marble White



Wall: Bahia Azul Blue









Facade: Portovenere Marble

MARBLE

AMANI MARBLE

Porcelain Tiles
Full Lappato / Honed




 > < 9 mm 120x280 cm 47.24"x110.23"	 > < 6 mm 120x260 cm 47.24"x102.36"	 > < 9 mm 120x240 cm 47.24"x94.48"	 > < 9 mm 120x120 cm 47.24"x47.24"	 > < 9 mm 60x120 cm 23.62"x47.24"	 > < 9 mm 80x160 cm * 31.49"x63"
---	--	---	---	--	---




amani marble light grey






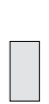
amani marble light grey variations
120x280, 120x260 and 120x240



amani marble light grey variations
120x120



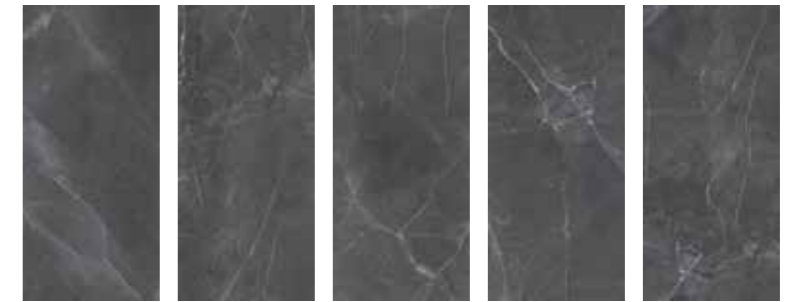
Porcelain Tiles
Full Lappato / Honed

 > < 9 mm 120x280 cm 47.24"x110.23"	 > < 6 mm 120x260 cm 47.24"x102.36"	 > < 9 mm 120x240 cm 47.24"x94.48"	 > < 9 mm 120x120 cm 47.24"x47.24"	 > < 9 mm 60x120 cm 23.62"x47.24"	 > < 9 mm 80x160 cm * 31.49"x63"
--	--	---	---	--	---




amani marble dark grey

amani marble dark grey variations
120x280, 120x260 and 120x240



amani marble dark grey variations
120x120



* sizes obtained by press productions

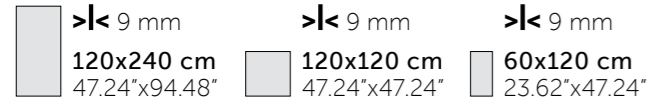
NAME	SIZES (cm / inches)	THICKNESS (mm)	CODE (full lappato)	CODE (honed)
AMABI MARBLE LIGHT GREY	120x280 / 47.24"x110.23"	9	A82GAMMB-LIG.N0X5P	-
	120x260 / 47.24"x102.36"	6	A62GAMMB-LIG.N0X6P	A62GAMMB-LIG.O0X6P
	120x240 / 47.24"x94.5"	9	AGB46AMMBLIGZHSC3P	-
	80x160 / 31.49"x63"	9	AGB86AMMBLIGZHSC3P	-
	120x120 / 47.24"x47.24"	9	A22GAMMB-LIG.N0X5P	-
	60x120 / 23.62"x47.24"	9	A12GAMMB-LIG.N0X5P	-

NAME	SIZES (cm / inches)	THICKNESS (mm)	CODE (full lappato)	CODE (honed)
AMABI MARBLE DARK GREY	120x280 / 47.24"x110.23"	9	A82GAMMB-DKG.N0X5P	-
	120x260 / 47.24"x102.36"	6	A62GAMMB-DKG.N0X6P	A62GAMMB-DKG.O0X6P
	120x240 / 47.24"x94.5"	9	AGB46AMMBDKGZHSC3P	-
	80x160 / 31.49"x63"	9	AGB86AMMBDKGZHSC3P	-
	120x120 / 47.24"x47.24"	9	A22GAMMB-DKG.N0X5P	-
	60x120 / 23.62"x47.24"	9	A12GAMMB-DKG.N0X5P	-

MARBLE


AMANI MARBLE

Porcelain Tiles
Full Lappato

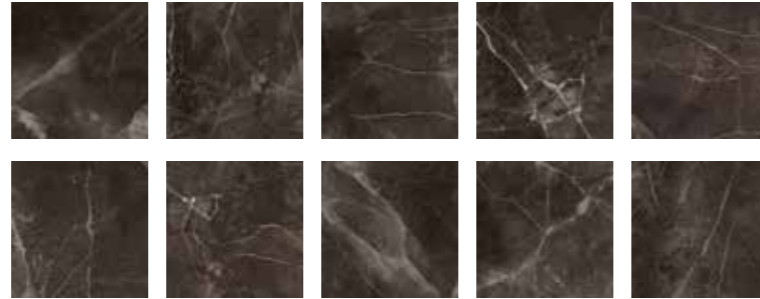


amani marble brown

amani marble brown variations
120x240



amani marble brown variations
120x120

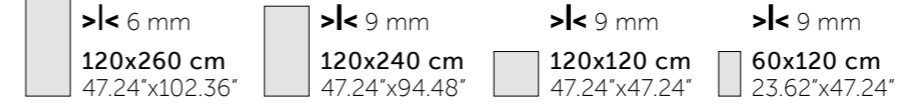


NAME	SIZES (cm / inches)	THICKNESS (mm)	CODE (full lappato)
AMABI MARBLE BROWN	120x240 / 47.24"x94.5"	9	AGB46AMMBBRNZHSC3P
	120x120 / 47.24"x47.24"	9	A22GAMMB-BRN.N0X5P
	60x120 / 23.62"x47.24"	9	A12GAMMB-BRN.N0X5P

MARBLE

BLACK BEAUTY

Porcelain Tiles
Full Lappato / Honed




black beauty

black beauty variations
120x260 and 120x240



black beauty variations
120x120



NAME	SIZES (cm / inches)	THICKNESS (mm)	CODE (full lappato)	CODE (honed)
BLACK BEAUTY	120x260 / 47.24"x102.36"	6	A62GBBKB-NEO.N0X6P	A62GBBKB-NEO.O0X6P
	120x240 / 47.24"x94.5"	9	AGB46BBKBNEOZHSC3P	A46GBBKB-NEO.O0X5P
	120x120 / 47.24"x47.24"	9	A22GBBKB-NEO.N0X5P	A22GBBKB-NEO.O0X5P
	60x120 / 23.62"x47.24"	9	A12GBBKB-NEO.N0X5P	A12GBBKB-NEO.O0X5P







MARBLE

BRECCIA ADIGE

Porcelain Tiles
Full Lappato / Honed



 > < 9 mm 120x280 cm 47.24"x110.23"	 > < 6 mm 120x260 cm 47.24"x102.36"	 > < 9 mm 120x120 cm 47.24"x47.24"	 > < 9 mm 60x120 cm 23.62"x47.24"
--	---	--	---



breccia adige grey

breccia adige grey variations
120x280 and 120x260



breccia adige grey variations
120x120








NAME	SIZES (cm / inches)	THICKNESS (mm)	CODE (full lappato)	CODE (honed)
BRECCIA ADIGE GREY	120x280 / 47.24"x110.23"	9	A82GBRAE-GRY.N0X5P	A82GBRAE-GRY.O0X5P
	120x260 / 47.24"x102.36"	6	A62GBRAE-GRY.N0X6P	A62GBRAE-GRY.O0X6P
	120x120 / 47.24"x47.24"	9	A22GBRAD-GRY.N0X5P	-
	60x120 / 23.62"x47.24"	9	A12GBRAD-GRY.N0X5P	A12GBRAE-GRY.O0X5P

MARBLE

BRECCIA DAINO

Porcelain Tiles
Full Lappato / Honed



 > < 6 mm 120x260 cm 47.24"x102.36"	 > < 9 mm 120x240 cm 47.24"x94.48"	 > < 9 mm 80x240 cm 31.49"x94.48"	 > < 9 mm 120x120 cm 47.24"x47.24"	 > < 9 mm 60x120 cm 23.62"x47.24"
---	--	---	--	---



breccia daino beige

breccia daino beige variations
120x260, 120x240 and 80x240



breccia daino beige variations
120x120











NAME	SIZES (cm / inches)	THICKNESS (mm)	CODE (full lappato)	CODE (honed)
BRECCIA DAINO BEIGE	120x260 / 47.24"x102.36"	6	A62GBRDA-BEE.N0X6P	A62GBRDA-BEE.O0X6P
	120x240 / 47.24"x94.48"	9	A46GBRDA-BEE.N0X5P	-
	80x240 / 31.49"x94.48"	9	A87GBRDA-BEE.N0X5P	-
	120x120 / 47.24"x47.24"	9	A22GBRDA-BEE.N0X5P	-
	60x120 / 23.62"x47.24"	9	A12GBRDI-BEE.N0X5P	-


MARBLE

BAHIA AZUL

Porcelain Tiles
Full Lappato




 > < 6 mm	 > < 9 mm	 > < 9 mm	 > < 9 mm
 120x260 cm 47.24"x102.36"	 120x240 cm 47.24"x94.48"	 120x120 cm 47.24"x47.24"	 60x120 cm 23.62"x47.24"




bahia azul blue

bahia azul blue variations
120x260 and 120x240



bahia azul blue variations
120x120












MARBLE

BAHIA WAVE

Porcelain Tiles
Full Lappato




 > < 6 mm	 > < 9 mm	 > < 9 mm	 > < 9 mm
 120x260 cm 47.24"x102.36"	 120x240 cm 47.24"x94.48"	 120x120 cm 47.24"x47.24"	 60x120 cm 23.62"x47.24"




bahia wave blue

bahia wave blue variations
120x260 and 120x240



bahia wave blue variations
120x240 and 80x240



NAME	SIZES (cm / inches)	THICKNESS (mm)	CODE (full lappato)
BAHIA AZUL BLUE	120x260 / 47.24"x102.36"	6	A62GBHAZ-BLE.N0X6P
	120x240 / 47.24"x94.5"	9	AGB46BHAZBLEZHSC3P
	120x120 / 47.24"x47.24"	9	A22GBHAZ-BLE.N0X5P
	60x120 / 23.62"x47.24"	9	A12GBHAZ-BLE.N0X5P






NAME	SIZES (cm / inches)	THICKNESS (mm)	CODE (full lappato)
BAHIA WAVE BLUE	120x260 / 47.24"x102.36"	6	A62GBHWE-BLE.N0X6P
	120x240 / 47.24"x94.5"	9	AGB46BHWEBLEZHSC3P
	120x120 / 47.24"x47.24"	9	A22GBHWE-BLE.N0X5P
	60x120 / 23.62"x47.24"	9	A12GBHWE-BLE.N0X5P

MARBLE

BLU DEL BELGIO

Porcelain Tiles
Full Lappato / Honed




 $\gt; \llcorner$ 9 mm 120x280 cm 47.24"x110.23"	 $\gt; \llcorner$ 6 mm 120x260 cm 47.24"x102.36"	 $\gt; \llcorner$ 9 mm 120x240 cm 47.24"x94.48"	 $\gt; \llcorner$ 9 mm 120x120 cm 47.24"x47.24"	 $\gt; \llcorner$ 9 mm 60x120 cm 23.62"x47.24"
--	---	--	--	---




blu del belgio blue

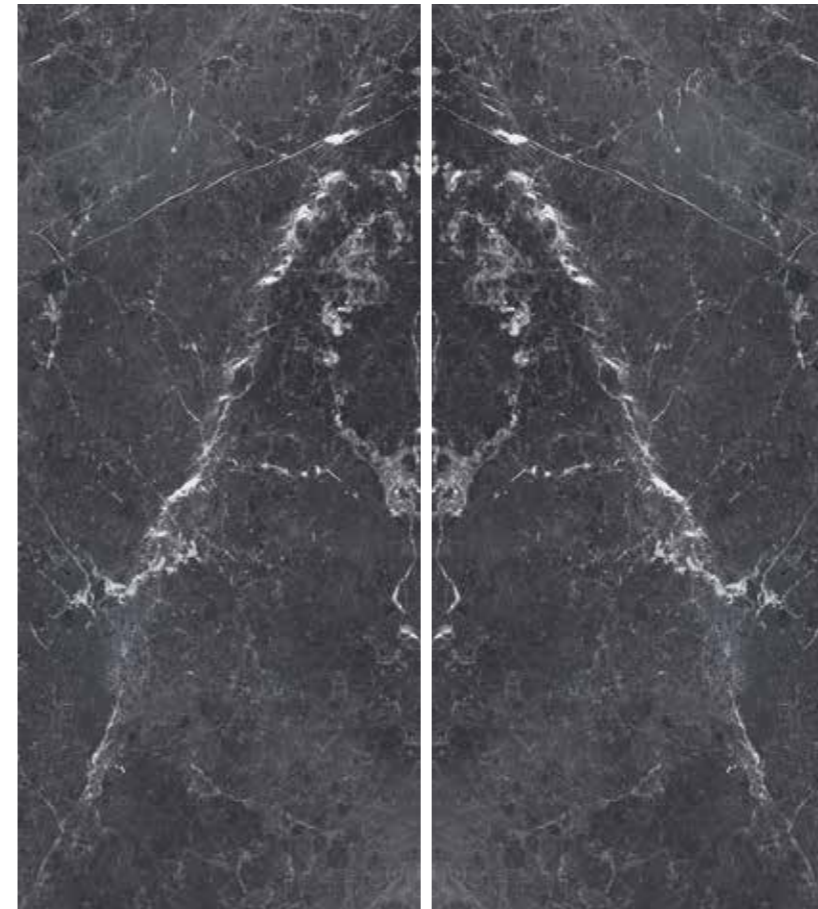
blu del belgio blue variations
120x280, 120x260 and 120x240



blu del belgio blue variations
120x120

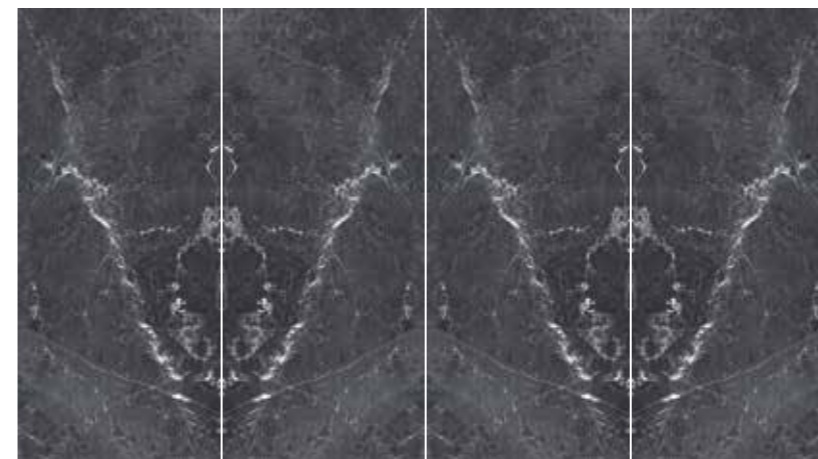
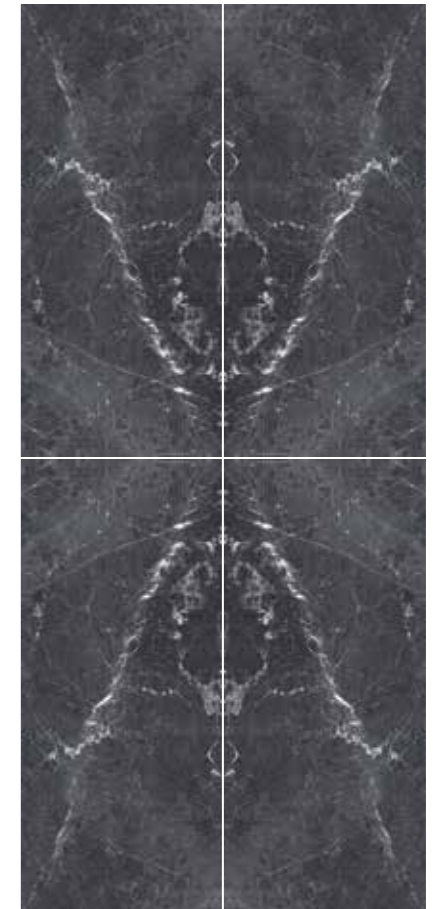


BLU DEL BELGIO OPEN BOOK EFFECTS



open book effect (face A)
blue

open book effect (face B)
blue



NAME	SIZES (cm / inches)	THICKNESS (mm)	CODE (full lappato)	CODE (honed)
BLUE DEL BELGIO BLUE	120x280 / 47.24"x110.23"	9	A82GZBLB-BLE.N0X5P	-
	120x260 / 47.24"x102.36"	6	A62GZBLB-BL0.G0C6P	A62GZBLB-BLE.O0X6P
	120x240 / 47.24"x94.5"	9	A146GBLB-BL0.G0C3P	-
	120x120 / 47.24"x47.24"	9	A22GZBLB-BLE.N0X5P	-
	60x120 / 23.62"x47.24"	9	A12GZBLB-BLE.G0X5P	-






NAME	SIZES (cm / inches)	THICKNESS (mm)	CODE (full lappato)
OPEN BOOK EFFECT (FACE A) BLUE	120x240 / 47.24 "x94.5"	9	A146GBLB-BL1.G0C3P
OPEN BOOK EFFECT (FACE B) BLUE	120x240 / 47.24 "x94.5"	9	A146GBLB-BL2.G0C3P

MARBLE

BLU DEL BELGIO

Porcelain Tiles
Full Lappato / Honed




 $\gt;\lt;$ 9 mm 120x280 cm 47.24"x110.23"	 $\gt;\lt;$ 6 mm 120x260 cm 47.24"x102.36"	 $\gt;\lt;$ 9 mm 120x240 cm 47.24"x94.48"	 $\gt;\lt;$ 9 mm 120x120 cm 47.24"x47.24"	 $\gt;\lt;$ 9 mm 60x120 cm 23.62"x47.24"
--	---	--	--	---




blu del belgio clay


blu del belgio clay variations
120x280, 120x260 and 120x240



blu del belgio clay variations
120x120



NAME	SIZES (cm / inches)	THICKNESS (mm)	CODE (full lappato)	CODE (honed)
BLUE DEL BELGIO CLAY	120x280 / 47.24"x110.23"	9	A82GZBLB-CLA.N0X5P	-
	120x260 / 47.24"x102.36"	6	A62GZBLB-CL0.G0C6P	A62GZBLB-CLA.O0X6P
	120x240 / 47.24"x94.5"	9	A146ZBLB-CL0.G0C3P	-
	120x120 / 47.24"x47.24"	9	A22GZBLB-CLA.N0X5P	-
	60x120 / 23.62"x47.24"	9	A12GZBLB-CLA.N0X5P	-








Wall: Blu Del Belgio Blue
Floor: Blu Del Belgio Clay

MARBLE

CALACATTA AFRICA

Porcelain Tiles
Full Lappato / Natural / Honed




 > < 9 mm 120x280 cm 47.24"x110.23"	 > < 6 mm 120x260 cm 47.24"x102.36"	 > < 9 mm 120x240 cm 47.24"x94.48"	 > < 9 mm 120x120 cm 47.24"x47.24"	 > < 9 mm 60x120 cm 23.62"x47.24"
--	---	--	--	---




calacatta africa white

calacatta africa white variations
120x280, 120x260 and 120x240



calacatta africa white variations
120x120





NAME	SIZES (cm / inches)	THICKNESS (mm)	CODE (full lappato)	CODE (natural)	CODE (honed)
CALACATTA AFRICA WHITE	120x280 / 47.24"x110.23"	9	A82GCCAF-WHE.N0X5P	A82GCCAF-WHE.M0X5R	
	120x260 / 47.24"x102.36"	6	A62GCCAF-WHE.N0X6P	-	A62GCCAF-WHE.O0X6P
	120x240 / 47.24"x94.5"	9	AGB46CCAFWHEZHSC3P	-	-
	120x120 / 47.24"x47.24"	9	A22GCCAF-WHE.N0X5P	A22GCCAF-WHE.M0X5R	-
	60x120 / 23.62"x47.24"	9	A12GCCAF-WHE.N0X5P	A12GCCAF-WHE.M0X5R	A12GCCAF-WHE.O0X5P

MARBLE

CALACATTA CIELO

Porcelain Tiles
Full Lappato




 > < 6 mm 120x260 cm 47.24"x102.36"	 > < 9 mm 60x120 cm 23.62"x47.24"
---	---



calacatta cielo

calacatta cielo variations
120x260









NAME	SIZES (cm / inches)	THICKNESS (mm)	CODE (full lappato)
CALACATTA CIELO	120x260 / 47.24"x102.36"	6	A62GCTCL-CLO.N0X6P
	60x120 / 23.62"x47.24"	9	A12GCTCL-CLO.N0X5P

MARBLE

CALACATTA GOLD

Porcelain Tiles
Full Lappato / Natural / Honed



 > < 9 mm 120x280 cm 47.24"x110.23"	 > < 6 mm 120x260 cm 47.24"x102.36"	 > < 9 mm 120x240 cm 47.24"x94.48"	 > < 9 mm 120x120 cm 47.24"x47.24"	 > < 9 mm 60x120 cm 23.62"x47.24"	 > < 9 mm * 90x180 cm * 35.43"x70.86"
--	---	--	--	---	---



calacatta gold white

calacatta gold white variations
120x280, 120x260 and 120x240



calacatta gold white variations
120x120







MARBLE

CALACATTA EXTRA

Porcelain Tiles
Full Lappato / Natural / Honed

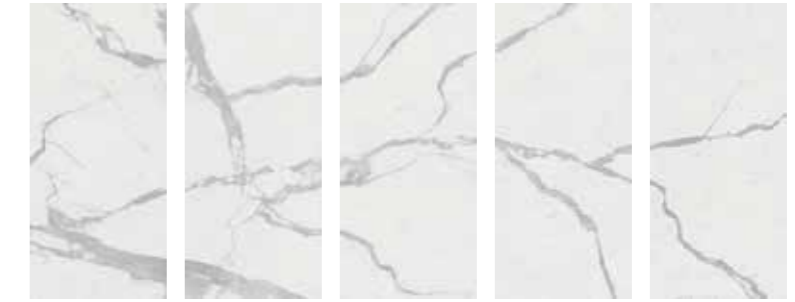


 > < 9 mm 120x280 cm 47.24"x110.23"	 > < 6 mm 120x260 cm 47.24"x102.36"	 > < 9 mm 120x240 cm 47.24"x94.48"
---	---	--




calacatta extra white

calacatta extra white variations
120x280 and 120x260



calacatta africa white variations
120x120



* sizes obtained by press productions

NAME	SIZES (cm / inches)	THICKNESS (mm)	CODE (full lappato)	CODE (natural)	CODE (honed)
CALACATTA GOLD WHITE	120x280 / 47.24"x110.23"	9	A82GCTAG-WHE.N0X5P	A82GCTAG-WHE.M0X5R	A82GCTAG-WHE.O0X5P
	120x260 / 47.24"x102.36"	6	A62GCTAG-WHE.N0X6P	A62GCTAG-WHE.M0X6R	A62GCTAG-WHE.O0X6P
	120x240 / 47.24"x94.5"	9	AGB46CTAGWHEZHSC3P	A46GCTAG-WHE.M0X5R	-
	90x180 / 35.43"x70.86"	9	AGB93CTAGWHEZHSC3P	-	-
	120x120 / 47.24"x47.24"	9	A22GCTAG-WHE.N0X5P	A22GCTAG-WHE.M0X5R	-
	60x120 / 23.62"x47.24"	9	A12GCTAG-WHE.N0X5P	A12GCTAG-WHE.M0X5R	A12GCTAG-WHE.O0X5P




NAME	SIZES (cm / inches)	THICKNESS (mm)	CODE (full lappato)	CODE (honed)
CALACATTA EXTRA WHITE	120x280 / 47.24"x110.23"	9	A82GCCTE-WHE.N0X5P	-
	120x260 / 47.24"x102.36"	6	AGB62CCTEWHEZHSC6P	A62GCCTE-WHE.O0X6P
	120x240 / 47.24"x94.5"	9	AGB46CCTEWHEZHSC3P	A46GCCTE-WHE.O0X5P


MARBLE

CLASSIC CARRARA

Porcelain Tiles
Full Lappato / Natural / Honed




 > < 9 mm 120x280 cm 47.24"x110.23"	 > < 9 mm 120x240 cm 47.24"x94.48"	 > < 9 mm 120x120 cm 47.24"x47.24"
--	--	--




classic carrara hyper white

classic carrara hyper white variations
120x280 and 120x240



classic carrara hyper white variations
120x120










MARBLE

CLASSIC CARRARA

Porcelain Tiles
Full Lappato / Natural




 > < 9 mm 120x280 cm 47.24"x110.23"	 > < 6 mm 120x260 cm 47.24"x102.36"	 > < 9 mm 120x240 cm 47.24"x94.48"	 > < 9 mm 80x240 cm 31.49"x94.48"	 > < 9 mm 120x120 cm 47.24"x47.24"	 > < 9 mm 60x120 cm 23.62"x47.24"	 > < 9 mm 90x180 cm * 35.43"x70.86"
---	---	--	---	--	---	---




classic carrara grey

classic carrara grey variations
120x280, 120x260, 120x240 and 80x240



classic carrara grey variations
120x120



* sizes obtained by press productions

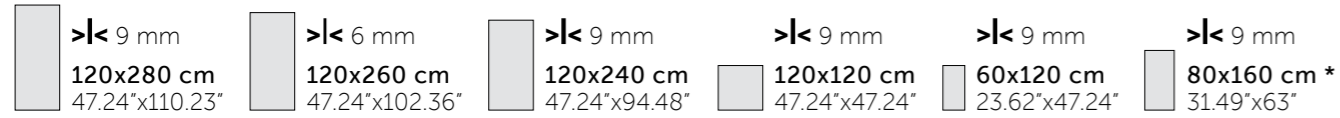
NAME	SIZES (cm / inches)	THICKNESS (mm)	CODE (full lappato)	CODE (natural)
CLASSIC CARRARA HYPER WHITE	120x280 / 47.24"x110.23"	9	A82GZCRR-HWH.N0X5P	-
	120x240 / 47.24"x94.5"	9	AGB46ZCRRHWHZGSC3P	-
	120x120 / 47.24"x47.24"	9	A22GZCRR-HWH.N0X5P	A22GZCRR-HWH.M0X5R

NAME	SIZES (cm / inches)	THICKNESS (mm)	CODE (full lappato)	CODE (natural)
CLASSIC CARRARA GREY	120x280 / 47.24"x110.23"	9	A82GZCRR-GRY.N0X5P	-
	120x260 / 47.24"x102.36"	6	A62GZCRR-GY0.G0C6P	-
	120x240 / 47.24"x94.5"	9	A146ZCRR-GY0.G0C3P	-
	80x240 / 31.49"x94.48"	9	AGB87ZCRRGRYZGSC3P	-
	90x180 / 35.43"x70.86"	9	AGB93ZCRRGRYZGSC3P	-
	120x120 / 47.24"x47.24"	9	A22GZCRR-GRY.N0X5P	A22GZCRR-GRY.M0X5R

MARBLE

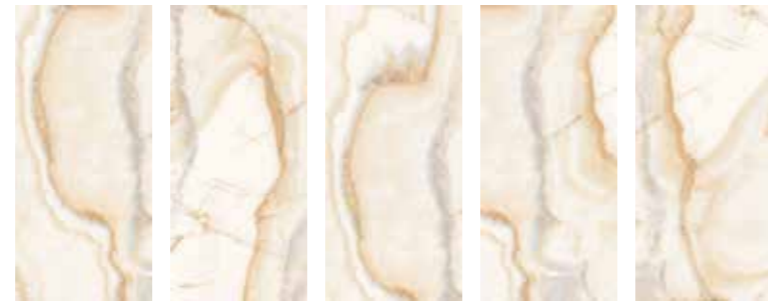
CLASSIC ONYX

Porcelain Tiles
Full Lappato



classic onyx white

classic onyx white variations
120x280, 120x260 and 120x240



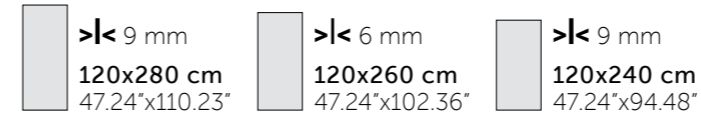
classic onyx white variations
120x120



MARBLE

CLASSIC FIORITO

Porcelain Tiles
Full Lappato




classic fiorito beige

classic fiorito beige variations
120x280, 120x260 and 120x240



classic fiorito beige variations
120x120



NAME	SIZES (cm / inches)	THICKNESS (mm)	CODE (full lappato)
CLASSIC ONYX WHITE	120x280 / 47.24"x110.23"	9	A82GZONX-WHE.N0X5P
	120x260 / 47.24"x102.36"	6	A62GZONX-WH0.G0C6P
	120x240 / 47.24"x94.5"	9	A146ZONX-WH0.G0C3P
	80x160 / 31.49"x63"	9	AGB86ZONXWHEZGSC3P
	120x120 / 47.24"x47.24"	9	A22GZONX-WHE.N0X5P
	60x120 / 23.62"x47.24"	9	A12GZONX-WHE.N0X5P






NAME	SIZES (cm / inches)	THICKNESS (mm)	CODE (full lappato)
CLASSIC FIORITO BEIGE	120x280 / 47.24"x110.23"	9	A82GFRT-BEE.N0X5P
	120x260 / 47.24"x102.36"	6	A62GFRT-BE0.G0C6P
	120x240 / 47.24"x94.5"	9	A146FRT-BE0.G0C3P
	120x120 / 47.24"x47.24"	9	A22GFRT-BEE.N0X5P
	60x120 / 23.62"x47.24"	9	A12GFRT-BEE.G0X5P

MARBLE

CLASSIC FLURRY

Porcelain Tiles
Full Lappato




 $\gt; \lt; 9$ mm 120x280 cm 47.24"x110.23"	 $\gt; \lt; 6$ mm 120x260 cm 47.24"x102.36"	 $\gt; \lt; 9$ mm 120x240 cm 47.24"x94.48"	 $\gt; \lt; 9$ mm 120x120 cm 47.24"x47.24"	 $\gt; \lt; 9$ mm 60x120 cm 23.62"x47.24"
---	--	---	---	--




classic flurry grey

classic flurry grey variations
120x280, 120x260 and 120x240



classic flurry grey variations
120x120






MARBLE

CLASSIC NEW MARFIL

Porcelain Tiles
Full Lappato / Honed



 $\gt; \lt; 9$ mm 120x280 cm 47.24"x110.23"	 $\gt; \lt; 6$ mm 120x260 cm 47.24"x102.36"	 $\gt; \lt; 9$ mm 120x240 cm 47.24"x94.48"	 $\gt; \lt; 9$ mm 120x120 cm 47.24"x47.24"	 $\gt; \lt; 9$ mm 60x120 cm 23.62"x47.24"
--	--	---	---	--



classic new marfil beige

classic new marfil beige variations
120x280, 120x260 and 120x240



classic new marfil beige variations
120x120



NAME	SIZES (cm / inches)	THICKNESS (mm)	CODE (full lappato)
CLASSIC FLURRY GREY	120x280 / 47.24"x110.23"	9	A82GZFLU-GRY.NOX5P
	120x260 / 47.24"x102.36"	6	A62GZFLU-GY0.GOC6P
	120x240 / 47.24"x94.5"	9	A146ZFLU-GY0.GOC3P
	120x120 / 47.24"x47.24"	9	A22GZFLU-GRY.NOX5P
	60x120 / 23.62"x47.24"	9	A12GZFLU-GRY.NOX5P





NAME	SIZES (cm / inches)	THICKNESS (mm)	CODE (full lappato)	CODE (natural)
CLASSIC NEW MARFIL BEIGE	120x280 / 47.24"x110.23"	9	A82GZNMF-BEE.NOX5P	-
	120x260 / 47.24"x102.36"	6	A62GZNMF-BE0.GOC6P	A62GZNMF-BEE.OOX6P
	120x240 / 47.24"x94.5"	9	A146ZNMF-BE0.GOC3P	-
	120x120 / 47.24"x47.24"	9	A22GZNMF-BEE.NOX5P	-
	60x120 / 23.62"x47.24"	9	A12GZNMF-BEE.GOX5P	-

MARBLE

ELLE MARBLE

Porcelain Tiles
Full Lappato / Natural / Honed



 > < 6 mm 120x260 cm 47.24"x102.36"	 > < 9 mm 120x240 cm 47.24"x94.48"	 > < 9 mm 120x120 cm 47.24"x47.24"	 > < 9 mm 60x120 cm 23.62"x47.24"
--	--	--	---



elle marble white





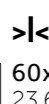

elle marble white variations
120x260 and 120x240



elle marble white variations
120x120




Porcelain Tiles
Full Lappato

 > < 9 mm 120x280 cm 47.24"x110.23"	 > < 6 mm 120x260 cm 47.24"x102.36"	 > < 9 mm 120x240 cm 47.24"x94.48"	 > < 9 mm 120x120 cm 47.24"x47.24"	 > < 9 mm 60x120 cm 23.62"x47.24"	 > < 9 mm 80x160 cm * 31.49"x63"
---	---	--	--	---	--




elle marble black

elle marble black variations
120x280, 120x260 and 120x240



elle marble black variations
120x120



* sizes obtained by press productions

NAME	SIZES (cm / inches)	THICKNESS (mm)	CODE (full lappato)	CODE (natural)	CODE (honed)
ELLE MARBLE WHITE	120x260 / 47.24"x102.36"	6	AGB62ELLMWHEZGSNLP	-	A62GELLM-WHE.OOX6P
	120x240 / 47.24"x94.5"	9	AGB46ELLMWHEZHSC3P	A46GELLM-WHE.MOX5R	-
	120x120 / 47.24"x47.24"	9	A22GELLM-WHE.NOX5P	A22GELLM-WHE.MOX5R	-
	60x120 / 23.62"x47.24"	9	A12GELLM-WHE.NOX5P	A12GELLM-WHE.MOX5R	-

NAME	SIZES (cm / inches)	THICKNESS (mm)	CODE (full lappato)
ELLE MARBLE BLACK	120x280 / 47.24"x110.23"	9	A82GELLM-BLK.NOX5P
	120x260 / 47.24"x102.36"	6	A62GELLM-BLK.NOX6P
	120x240 / 47.24"x94.5"	9	AGB46ELLMBLKZHSC3P
	80x160 / 31.49"x63"	9	AGB86ELLMBLKZHSC3P
	120x120 / 47.24"x47.24"	9	A22GELLM-BLK.NOX5P
	60x120 / 23.62"x47.24"	9	A12GELLM-BLK.NOX5P

MARBLE

IRISH XL

Porcelain Tiles
Full Lappato




>|< 6 mm
120x260 cm
47.24"x102.36"



irish xl green

irish green variations
120x260



NAME	SIZES (cm / inches)	THICKNESS (mm)	CODE (full lappato)
IRISH XL GREEN	120x260 / 47.24"x102.36"	6	A62GIRSX-GRE.NOX6P

MARBLE

PREZIOSI

Porcelain Tiles
Full Lappato

$\gt; \lt$ 6 mm

 $\gt; \lt$ 9 mm

120x260 cm
 47.24"x102.36"

120x120 cm
 47.24"x47.24"



preziosi deep blue

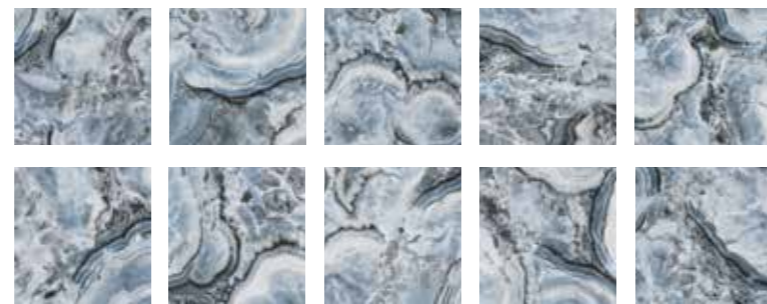


preziosi pearl

preziosi variations - deep blue, pearl, rio and plum
120x260



preziosi variations - deep blue, pearl, rio and plum
120x120



NAME	SIZES (cm / inches)	THICKNESS (mm)	CODE (full lappato)
PREZIOSI DEEP BLUE	120x260 / 47.24"x102.36"	6	A62GPRZS-DPB.N0X6P
	120x120 / 47.24"x47.24"	9	A22GPRZS-DPB.N0X5P
PREZIOSI PEARL	120x260 / 47.24"x102.36"	6	A62GPRZS-PRL.N0X6P
	120x120 / 47.24"x47.24"	9	A22GPRZS-PRL.N0X5P

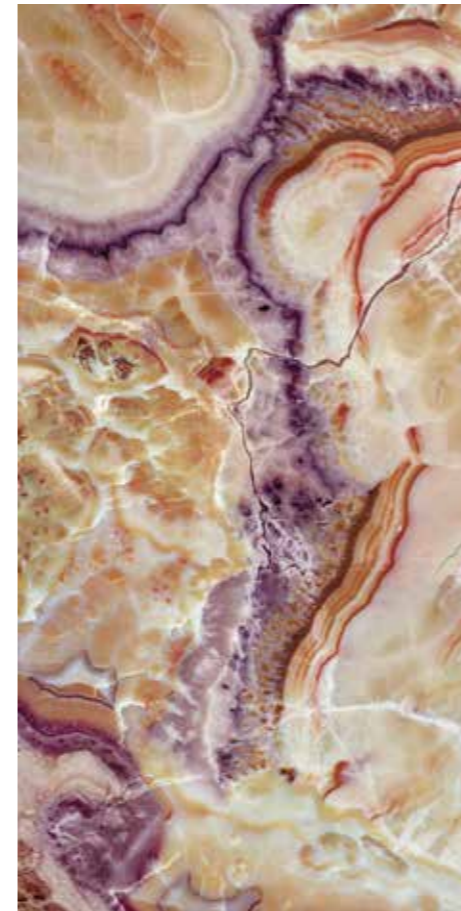
Porcelain Tiles
Full Lappato

$\gt; \lt$ 6 mm


 $\gt; \lt$ 9 mm

120x260 cm
 47.24"x102.36"

120x120 cm
 47.24"x47.24"



preziosi rio



preziosi plum


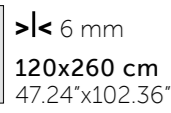
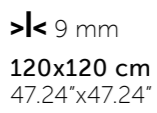
NAME	SIZES (cm / inches)	THICKNESS (mm)	CODE (full lappato)
PREZIOSI RIO	120x260 / 47.24"x102.36"	6	A62GPRZS-RIO.N0X6P
	120x120 / 47.24"x47.24"	9	A22GPRZS-RIO.N0X5P
PREZIOSI PLUM	120x260 / 47.24"x102.36"	6	A62GPRZS-PLM.N0X6P
	120x120 / 47.24"x47.24"	9	A22GPRZS-PLM.N0X5P

SIGNATURE
COLLECTION

MARBLE

PREZIOSI

Porcelain Tiles
Full Lappato

 >|< 6 mm
 120x260 cm
 47.24"x102.36"
  >|< 9 mm
 120x120 cm
 47.24"x47.24"




preziosi ocean




preziosi rock

preziosi variations - ocean and rock
120x260


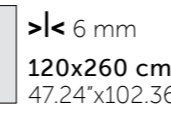

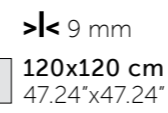


preziosi variations - ocean and rock
120x120



NAME	SIZES (cm / inches)	THICKNESS (mm)	CODE (full lappato)
PREZIOSI OCEAN	120x260 / 47.24"x102.36"	6	A62GPRZS-OCN.N0X6P
	120x120 / 47.24"x47.24"	9	A22GPRZS-OCN.N0X5P
PREZIOSI ROCK	120x260 / 47.24"x102.36"	6	A62GPRZS-RCK.N0X6P
	120x120 / 47.24"x47.24"	9	A22GPRZS-RCK.N0X5P


Porcelain Tiles
Full Lappato

 >|< 6 mm
 120x260 cm
 47.24"x102.36"
  >|< 9 mm
 120x120 cm
 47.24"x47.24"




preziosi green

i preziosi green variations
120x260



i preziosi green variations
120x120



NAME	SIZES (cm / inches)	THICKNESS (mm)	CODE (full lappato)
PREZIOSI GREEN	120x260 / 47.24"x102.36"	6	A62GPRZS-GRE.N0X6P
	120x120 / 47.24"x47.24"	9	A22GPRZS-GRE.N0X5P

MARBLE

LUCE

Porcelain Tiles
Full Lappato



120x260 cm
47.24"x102.36"
>|< 6 mm

luce onyx white




SIZES (cm / inches)	THICKNESS (mm)	CODE
120x260 / 47.24"x102.36"	6	ATB62LUCEONYZHSC6P

luce onyx ivory



SIZES (cm / inches)	THICKNESS (mm)	CODE
120x260 / 47.24"x102.36"	6	ATB62LUCEOIVZHSC6P

luce onyx harlequin



SIZES (cm / inches)	THICKNESS (mm)	CODE
120x260 / 47.24"x102.36"	6	ATB62LUCEOHNZHSC6P

luce onyx arco red



SIZES (cm / inches)	THICKNESS (mm)	CODE
120x260 / 47.24"x102.36"	6	ATB62LUCEOARZHSC6P

luce onyx green jade




SIZES (cm / inches)	THICKNESS (mm)	CODE
120x260 / 47.24"x102.36"	6	A62GLUCE-OGJ.N0X6P

luce marble white



SIZES (cm / inches)	THICKNESS (mm)	CODE
120x260 / 47.24"x102.36"	6	ATB62LUCEMARZHSC6P

luce bahia azul



SIZES (cm / inches)	THICKNESS (mm)	CODE
120x260 / 47.24"x102.36"	6	ATB62LUCEBAZZHSC6P

luce golden marble









SIZES (cm / inches)	THICKNESS (mm)	CODE
120x260 / 47.24"x102.36"	6	A62GLUCE-GOM.N0X6P

MARBLE

MEDICEA MARBLE

Porcelain Tiles
Full Lappato / Natural / Honed




 $\gt\lt$ 9 mm 120x280 cm 47.24"x110.23"	 $\gt\lt$ 6 mm 120x260 cm 47.24"x102.36"	 $\gt\lt$ 9 mm 120x240 cm 47.24"x94.48"	 $\gt\lt$ 9 mm 120x120 cm 47.24"x47.24"	 $\gt\lt$ 9 mm 60x120 cm 23.62"x47.24"	 $\gt\lt$ 9 mm 90x180 cm * 35.43"x70.86"
--	---	--	--	---	---




medicea marble white

medicea marble white variations
120x280, 120x260 and 120x240



medicea marble white variations
120x120








MARBLE

PANDA MARBLE

Porcelain Tiles
Full Lappato / Honed

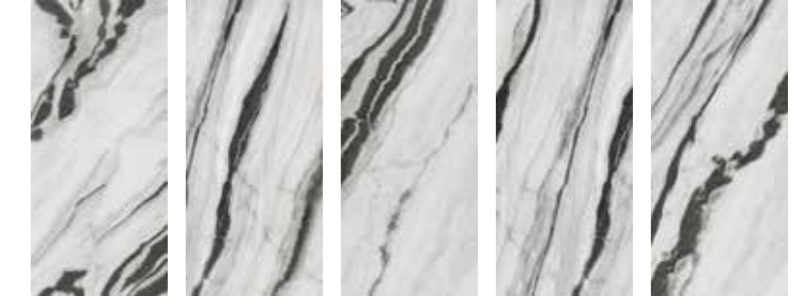


 $\gt\lt$ 9 mm 120x280 cm 47.24"x110.23"	 $\gt\lt$ 6 mm 120x260 cm 47.24"x102.36"	 $\gt\lt$ 9 mm 120x240 cm 47.24"x94.48"	 $\gt\lt$ 9 mm 120x120 cm 47.24"x47.24"	 $\gt\lt$ 9 mm 60x120 cm 23.62"x47.24"
---	---	--	--	---

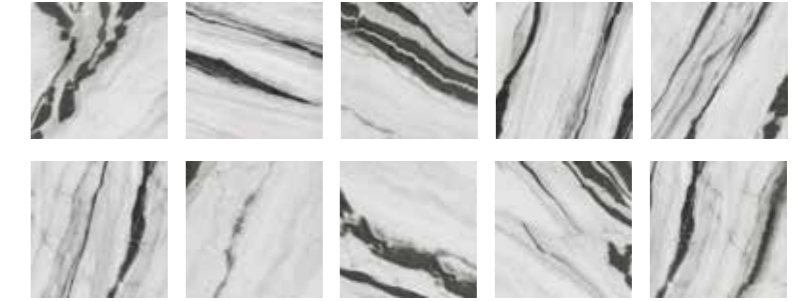


panda marble white

panda marble white variations
120x280, 120x260 and 120x240



panda marble white variations
white 120x120



* sizes obtained by press productions

NAME	SIZES (cm / inches)	THICKNESS (mm)	CODE (full lappato)	CODE (natural)	CODE (honed)
MEDICEA MARBLE WHITE	120x280 / 47.24"x110.23"	9	A82GDMDB-WHE.N0X5P	-	-
	120x260 / 47.24"x102.36"	6	AGB62MDMBWHEZHSC6P	-	A62GDMDB-WHE.O0X6P
	120x240 / 47.24"x94.5"	9	AGB46MDMBWHEZHSC3P	-	-
	90x180 / 35.43"x70.86"	9	AGB93MDMBWHEZHSC3P	-	-
	120x120 / 47.24"x47.24"	9	A22GDMDB-WHE.N0X5P	A22GDMDB-WHE.M0X5R	-
	60x120 / 23.62"x47.24"	9	A12GDMDB-WHE.N0X5P	A12GDMDB-WHE.M0X5R	A12GDMDB-WHE.O0X5P





NAME	SIZES (cm / inches)	THICKNESS (mm)	CODE (full lappato)	CODE (honed)
PANDA MARBLE WHITE	120x280 / 47.24"x110.23"	9	A82GPDMB-WHE.N0X5P	-
	120x260 / 47.24"x102.36"	6	AGB62PDMBWHEZHSC6P	-
	120x240 / 47.24"x94.5"	9	AGB46PDMBWHEZHSC3P	-
	120x120 / 47.24"x47.24"	9	A22GPDMB-WHE.N0X5P	-
	60x120 / 23.62"x47.24"	9	A12GPDMB-WHE.N0X5P	A12GPDMB-WHE.O0X5P

MARBLE

PALISSANDRO

Porcelain Tiles
Full Lappato / Honed



 > < 6 mm	 > < 9 mm	 > < 9 mm	 > < 9 mm
120x260 cm 47.24"x102.36"	120x240 cm 47.24"x94.48"	120x120 cm 47.24"x47.24"	60x120 cm 23.62"x47.24"



palissandro ivory

palissandro ivory variations
120x260 and 120x240



palissandro ivory variations
120x120




NAME	SIZES (cm / inches)	THICKNESS (mm)	CODE (full lappato)	CODE (honed)
PALISSANDRO IVORY	120x260 / 47.24"x102.36"	6	A62GZEBI-IVO.N0X6P	A62GZEBI-IVO.O0X6P
	120x240 / 47.24"x94.5"	9	A46GZEBI-IVO.N0X5P	A46GZEBI-IVO.O0X5P
	120x120 / 47.24"x47.24"	9	A22GZEBI-IVO.N0X5P	-
	60x120 / 23.62"x47.24"	9	A12GZEBI-IVO.N0X5P	-

MARBLE

PORTOVENERE MARBLE

Porcelain Tiles
Full Lappato



 > < 9 mm
120x240 cm 47.24"x94.48"



portovenere marble black

portovenere marble black variations
120x240



NAME	SIZES (cm / inches)	THICKNESS (mm)	CODE (full lappato)	CODE (honed)
PORTOVENERE MARBLE BLACK	120x240 / 47.24"x94.5"	9	AGB46PVMBBLKZHSC3P	A46GPVMB-BLK.O0X5P

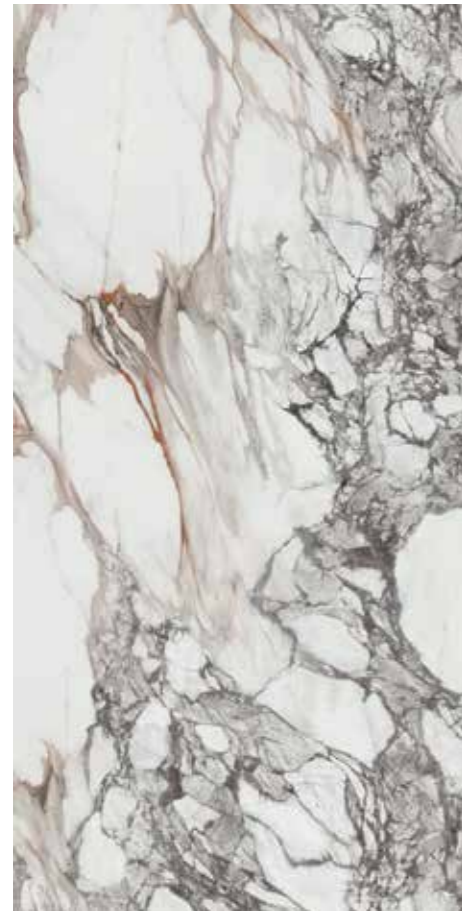
MARBLE

RAIN MARBLE

Porcelain Tiles
Full Lappato




> < 6 mm 120x260 cm 47.24"x102.36"	> < 9 mm 120x240 cm 47.24"x94.48"	> < 9 mm 60x120 cm 23.62"x47.24"
--	---	--



rain marble white

rain marble white variations
120x280, 120x260, 120x240 and 80x240



NAME	SIZES (cm / inches)	THICKNESS (mm)	CODE (full lappato)
RAIN MARBLE WHITE	120x260 / 47.24"x102.36"	6	AGB62RANMWHEZHSC6P
	120x240 / 47.24"x94.48"	9	AGB46RANMWHEZHSC3P
	60x120 / 23.62"x47.24"	9	A12GRANM-WHE.N0X5P

RAIN MARBLE OPEN BOOK EFFECTS

> < 6 mm 120x260 cm 47.24"x102.36"	> < 9 mm 120x240 cm 47.24"x94.48"
--	---



open book effect (face A)

open book effect (face B)






NAME	SIZES (cm / inches)	THICKNESS (mm)	CODE (full lappato)
RAIN MARBLE WHITE OPEN BOOK EFFECT (FACE A)	120x260 / 47.24"x102.36"	6	AGD62RANMWHEZHS1P
RAIN MARBLE WHITE OPEN BOOK EFFECT (FACE B)	120x260 / 47.24"x102.36"	6	AGD62RANMWHEZHS2P
RAIN MARBLE WHITE OPEN BOOK EFFECT (FACE A)	120x240 / 47.24"x94.48"	9	AGB46RANMWHEZHS1P
RAIN MARBLE WHITE OPEN BOOK EFFECT (FACE B)	120x240 / 47.24"x94.48"	9	AGB46RANMWHEZHS2P

MARBLE

STATUARIO CONTINUO

Porcelain Tiles
Full Lappato




 $\gt; \llcorner$ 9 mm 120x280 cm 47.24"x110.23"	 $\gt; \llcorner$ 6 mm 120x260 cm 47.24"x102.36"	 $\gt; \llcorner$ 9 mm 120x240 cm 47.24"x94.48"
--	---	--



statuario continuo white

statuario continuo white variations
120x280, 120x260 and 120x240




MARBLE

STATUARIO VENATO

Porcelain Tiles
Full Lappato




 $\gt; \llcorner$ 9 mm 120x240 cm 47.24"x94.48"
--



statuario venato white

statuario venato white variations
120x240



NAME	SIZES (cm / inches)	THICKNESS (mm)	CODE (full lappato)
STATUARIO CONTINUO WHITE	120x280 / 47.24"x110.23"	9	A82GSTCO-WHE.N0X5P
	120x260 / 47.24"x102.36"	6	A62GSTCO-WHE.N0X6P
	120x240 / 47.24"x94.5"	9	AGB46STCOWHEZHSC3P









NAME	SIZES (cm / inches)	THICKNESS (mm)	CODE (full lappato)
STATUARIO VENATO WHITE	120x240 / 47.24"x94.5"	9	AGB46STOVWHEZHSC3P

MARBLE

SILK MARBLE

Porcelain Tiles
Full Lappato



 > < 6 mm	 > < 9 mm	 > < 9 mm	 > < 9 mm
 120x260 cm 47.24"x102.36"	 120x240 cm 47.24"x94.48"	 120x120 cm 47.24"x47.24"	 60x120 cm 23.62"x47.24"











silk marble beige

silk marble beige variations
120x280, 120x260 and 120x240



NAME	SIZES (cm / inches)	THICKNESS (mm)	CODE (full lappato)
SILK MARBLE BEIGE	120x260 / 47.24"x102.36"	6	AGB62SLMBBEEZGSNLP
	120x240 / 47.24"x94.5"	9	AGB46SLMBBEEZHSC3P
	120x120 / 47.24"x47.24"	9	A12GSLMB-BEE.NOX5P
	60x120 / 23.62"x47.24"	9	AGB12SLMBBEEZHSS5P

Porcelain Tiles
Full Lappato / Honed

 > < 6 mm	 > < 9 mm	 > < 9 mm	 > < 9 mm
 120x260 cm 47.24"x102.36"	 120x240 cm 47.24"x94.48"	 120x120 cm 47.24"x47.24"	 60x120 cm 23.62"x47.24"



silk marble brown

silk marble brown variations
120x280, 120x260 and 120x240







NAME	SIZES (cm / inches)	THICKNESS (mm)	CODE (full lappato)
SILK MARBLE BROWN	120x260 / 47.24"x102.36"	6	AGB62SLMBBRNZHSC6P
	120x240 / 47.24"x94.5"	9	AGB46SLMBBRNZHSC3P
	120x120 / 47.24"x47.24"	9	A22GSLMB-BRN.NOX5P
	60x120 / 23.62"x47.24"	9	A12GSLMB-BRN.NOX5P

MARBLE

SILK MARBLE

Porcelain Tiles
Full Lappato

 > < 6 mm 120x260 cm 47.24"x102.36"	 > < 9 mm 120x240 cm 47.24"x94.48"	 > < 9 mm 120x120 cm 47.24"x47.24"	 > < 9 mm 60x120 cm 23.62"x47.24"
---	---	---	--



silk marble grey

silk marble grey variations
120x280, 120x260 and 120x240



NAME	SIZES (cm / inches)	THICKNESS (mm)	CODE (full lappato)
SILK MARBLE GREY	120x260 / 47.24"x102.36"	6	AGB62SLMBGRYZGSNLP
	120x240 / 47.24"x94.5"	9	AGB46SLMBGRYZHSC3P
	80x160 / 31.49"x63"	9	AGB86SLMBGRYZHSC3P
	120x120 / 47.24"x47.24"	9	A22GSLMB-GRY.NOX5P
	60x120 / 23.62"x47.24"	9	A12GSLMB-GRY.NOX5P



Wall and Floor: Silk Marble Grey


MARBLE

THASSOS

Porcelain Tiles
Full Lappato



6 mm
120x260 cm
47.24"x102.36"



thassos

NAME	SIZES (cm / inches)	THICKNESS (mm)	CODE (full lappato)
THASSOS	120x260 / 47.24"x102.36"	6	A62GTHSS-HWH.NOX6P







MARBLE

URBAN MARBLE

Porcelain Tiles
Full Lappato / Honed




 > < 6 mm	 > < 9 mm	 > < 9 mm	 > < 9 mm
120x260 cm 47.24"x102.36"	120x240 cm 47.24"x94.48"	80x240 cm 31.49"x94.48"	60x120 cm 23.62"x47.24"



urban marble ornate

urban marble ornate variations
120x260, 120x240 and 80x240







NAME	SIZES (cm / inches)	THICKNESS (mm)	CODE (full lappato)	CODE (honed)
URBAN MARBLE ORNATE	120x260 / 47.24"x102.36"	6	A62GURBM-OLE.N0X6P	A62GURBM-OLE.O0X6P
	120x240 / 47.24"x94.5"	9	AGB46URBMOLEZHSC3P	-
	80x240 / 31.49"x94.48"	9	AGB87URBMOLEZHSC3P	-
	60x120 / 23.62"x47.24"	9	A12GURBM-OLE.N0X5P	-

MARBLE

VENATO MARBLE

Porcelain Tiles
Full Lappato




 > < 6 mm	 > < 9 mm	 > < 9 mm	 > < 9 mm
120x260 cm 47.24"x102.36"	120x240 cm 47.24"x94.48"	120x120 cm 47.24"x47.24"	60x120 cm 23.62"x47.24"




venato marble white

venato marble white variations
120x260 and 120x240



venato marble white variations
120x120









NAME	SIZES (cm / inches)	THICKNESS (mm)	CODE (full lappato)
VENATO MARBLE WHITE	120x260 / 47.24"x102.36"	6	A62GVEMB-WHE.N0X6P
	120x240 / 47.24"x94.5"	9	A46GVEMB-WHE.H0X5P
	120x120 / 47.24"x47.24"	9	A22GVEMB-WHE.N0X5P
	60x120 / 23.62"x47.24"	9	A12GVEMB-WHE.N0X5P

MARBLE

VERSILIA MARBLE

Porcelain Tiles
Full Lappato / Natural / Honed



 > < 9 mm 120x280 cm 47.24"x110.23"	 > < 6 mm 120x260 cm 47.24"x102.36"	 > < 9 mm 120x240 cm 47.24"x94.48"	 > < 9 mm 120x120 cm 47.24"x47.24"	 > < 9 mm 60x120 cm 23.62"x47.24"	 > < 9 mm 90x180 cm * 35.43"x70.86"
---	--	---	---	--	--




versilia marble white

versilia marble white variations
120x280, 120x260 and 120x240



versilia marble white variations
120x120



* sizes obtained by press productions


NAME	SIZES (cm / inches)	THICKNESS (mm)	CODE (full lappato)	CODE (natural)	CODE (honed)
VERSILIA MARBLE WHITE	120x280 / 47.24"x110.23"	9	A82GV SMB-WHE.N0X5P	-	-
	120x260 / 47.24"x102.36"	6	AGB62V SMBWHEZHSC6P	-	A62GV SMB-WHE.O0X6P
	120x240 / 47.24"x94.5"	9	AGB46V SMBWHEZHSC3P	A46GV SMB-WHE.M0X5R	-
	90x180 / 35.43"x70.86"	9	AGB93V SMBWHEZHSC3P	-	-
	120x120 / 47.24"x47.24"	9	A22GV SMB-WHE.N0X5P	A22GV SMB-WHE.M0X5R	-
	60x120 / 23.62"x47.24"	9	A12GV SMB-WHE.N0X5P	A12GV SMB-WHE.M0X5R	A12GV SMB-WHE.O0X5P

MARBLE

VERDE ALPI

Porcelain Tiles
Full Lappato



 > < 6 mm 120x260 cm 47.24"x102.36"
--



verde alpi

verde alpi variations
120x260



NAME	SIZES (cm / inches)	THICKNESS (mm)	CODE (full lappato)
VERDE ALPI	120x260 / 47.24"x102.36"	6	A62GVRDA-GRE.N0X6P

ARAGON CONCRETE 152
BASIC CONCRETE XL 152
OSLO CONCRETE 153
REVIVE CONCRETE XL 154
SURFACE XL 155
TOKYO CONCRETE 153

CONCRETE





CONCRETE

Maximus' concrete collections make a powerful statement with their sheer simplicity. No fuss, no frills, just pure perfection. Packed full of contemporary style, the concrete-effect big slabs are the ideal choice for creating a minimalist look and feel.

Applied on furniture or indoor and outdoor cladding, the Maximus solutions are strikingly bold and beautiful, inspired by the simplicity and strength of industrial concrete.



Wall and Floor: Basic Concrete XL Dark Grey



Wall and Floor: Aragon Concrete Brown



Wall: Surface XL Off White
Floor: Surface XL Sand



Wall: Revive Concrete XL Active White
Floor: Revive Concrete XL Concrete Grey



Floor: Revive Concrete XL Summer Sand



Wall and Counters: Oslo Concrete Grey



Wall: Tokyo Concrete Concrete Grey



Wall and Wash Basin: Surface XL Cool Grey



Facade: Surface XL Cool Grey

CONCRETE

ARAGON CONCRETE

Full Body Porcelain Tiles
Natural



>|< 6 mm
120x260 cm
47.24"x102.36"



aragon concrete brown

SIZES (cm / inches)	THICKNESS (mm)	CODE
120x260 / 47.24"x102.36"	6	A62GARCR-BRN.M0X6R

CONCRETE

OSLO CONCRETE

Full Body Porcelain Tiles
Natural



>|< 6 mm
120x260 cm
47.24"x102.36"



oslo concrete grey

SIZES (cm / inches)	THICKNESS (mm)	CODE
120x260 / 47.24"x102.36"	6	A62GOSCR-GRY.M0X6R

BASIC CONCRETE XL

Porcelain Tiles
Natural



>|< 9 mm
120x280 cm
47.24"x110.23"

>|< 6 mm
120x260 cm
47.24"x102.36"



basic concrete xl dark grey

SIZES (cm / inches)	THICKNESS (mm)	CODE
120x280 / 47.24"x110.23"	9	A82GZBSX-DKG.M0X5R
120x260 / 47.24"x102.36"	6	AGB62ZBSXDGYZMSC6R

TOKYO CONCRETE

Porcelain Tiles
Natural



>|< 6 mm
120x260 cm
47.24"x102.36"



tokyo concrete grey


SIZES (cm / inches)	THICKNESS (mm)	CODE
120x260 / 47.24"x102.36"	6	AGB62TYOCCRGZMSC6R


CONCRETE

REVIVE CONCRETE XL

Porcelain Tiles
Natural



 ≥ 9 mm
120x240 cm
 47.24"x94.48"

 ≥ 9 mm
120x120 cm
 47.24"x47.24"



revive concrete xl active white

SIZES (cm / inches)	THICKNESS (mm)	CODE
120x240 / 47.24 "x94.5"	9	AGB46REVCACWZMLC3R
120x120 / 47.24"x47.24"	9	A22GREVC-ACW.M0X5R



revive concrete xl concrete grey

SIZES (cm / inches)	THICKNESS (mm)	CODE
120x240 / 47.24 "x94.5"	9	AGB46REVCRCGZMLC3R
120x120 / 47.24"x47.24"	9	A22GREVC-CRG.M0X5R



revive concrete xl summer sand


SIZES (cm / inches)	THICKNESS (mm)	CODE
120x240 / 47.24 "x94.5"	9	AGB46REVCSMSZMLC3R
120x120 / 47.24"x47.24"	9	A22GREVC-SMS.M0X5R


CONCRETE


SURFACE XL


Porcelain Tiles
Natural



 ≥ 9 mm
120x280 cm
 47.24"x110.23"

 ≥ 6 mm
120x260 cm
 47.24"x102.36"

 ≥ 9 mm
120x240 cm
 47.24"x94.48"

 ≥ 9 mm
120x120 cm
 47.24"x47.24"



surface xl off white

SIZES (cm / inches)	THICKNESS (mm)	CODE
120x280 / 47.24"x110.23"	9	A82GZSFX-OWH.M0X5R
120x260 / 47.24"x102.36"	6	AGB62ZSFXOWHZMSC6R
120x240 / 47.24 "x94.5"	9	A146ZSFX-OWH.M0C3R
120x120 / 47.24"x47.24"	9	A22GZSFX-OWH.M0X5R



surface xl cool grey

SIZES (cm / inches)	THICKNESS (mm)	CODE
120x280 / 47.24"x110.23"	9	A82GZSFX-CGY.M0X5R
120x260 / 47.24"x102.36"	6	AGB62ZSFXCGYZMSC6R
120x240 / 47.24 "x94.5"	9	A146ZSFX-CGY.M0C3R
120x120 / 47.24"x47.24"	9	A22GZSFX-CGY.M0X5R




surface xl sand

SIZES (cm / inches)	THICKNESS (mm)	CODE
120x280 / 47.24"x110.23"	9	A82GZSFX-SND.M0X5R
120x260 / 47.24"x102.36"	6	AGB62ZSFXSANZMSC6R
120x240 / 47.24 "x94.5"	9	A146GZSFX-SN0.MC3R
120x120 / 47.24"x47.24"	9	A22GZSFX-SND.M0X5R

EVOQUE METAL 170
ICON METAL 171

METAL





METAL

Maximus celebrates the dramatic effects and contrasting colours created during the ageing process of raw metal. With a bold and arresting appearance, the Metal collection is perfect for urban and industrial settings and is suitable for indoor and outdoor applications.



Wall and Floor: Icon Metal Light Grey



Wall: Evoque Metal Brown
Floor: Evoque Metal Grey
Counter: Evoque Metal Brown



Floor: Evoque Metal Grey



Wall: Icon Metal Redox Brown
Floor: Icon Metal Redox Brown and Behind Grey
Counter: Icon Metal Redox Brown and Uni Black



Wall: Icon Metal Redox Brown



Facade: Icon Metal Redox Brown

METAL

EVOQUE METAL

Porcelain Tiles
Natural



6 mm
120x260 cm
47.24"x102.36"



evoque metal ice

SIZES (cm / inches)	THICKNESS (mm)	CODE
120x260 / 47.24"x102.36" (Natural)	6	A62GEVQM-ICE.M0X6R



evoque metal grey

SIZES (cm / inches)	THICKNESS (mm)	CODE
120x260 / 47.24"x102.36" (Natural)	6	A62GEVQM-GRY.M0X6R



evoque metal brown

SIZES (cm / inches)	THICKNESS (mm)	CODE
120x260 / 47.24"x102.36" (Natural)	6	A62GEVQM-BRN.M0X6R

METAL

ICON METAL

Porcelain Tiles
Lappato / Natural



6 mm 9 mm 9 mm 9 mm
120x260 cm 120x240 cm 120x120 cm 60x120 cm
47.24"x102.36" 47.24"x94.48" 47.24"x47.24" 23.62"x47.24"



icon metal light grey

lappato

SIZES (cm / inches)	THICKNESS (mm)	CODE
120x260 / 47.24"x102.36"	6	A62GICMT-LIG.M0X6L
120x240 / 47.24"x94.5"	9	AGB46ICMTLIGZMSC3L
120x120 / 47.24"x47.24"	9	A22GICMT-LIG.M0X5L
60x120 / 23.62"x47.24"	9	AGB12ICMTLIGZMSS5L



icon metal brown

lappato

SIZES (cm / inches)	THICKNESS (mm)	CODE
120x260 / 47.24"x102.36"	6	A62GICMT-BRN.M0X6L
120x240 / 47.24"x94.5"	9	AGB46ICMTBRNZMSC3L
120x120 / 47.24"x47.24"	9	A22GICMT-BRN.M0X5L
60x120 / 23.62"x47.24"	9	AGB12ICMTBRNZMSS5L



icon metal redox brown

natural

SIZES (cm / inches)	THICKNESS (mm)	CODE
120x260 / 47.24"x102.36"	6	A62GICMT-RXB.M0X6R
120x240 / 47.24"x94.5"	9	AGB46ICMTRXBZMSC3R
120x120 / 47.24"x47.24"	9	A22GICMT-RXB.M0X5R
60x120 / 23.62"x47.24"	9	AGB12ICMTRXBZMSS5R

CEPPO DI GRE' 184
NEW TRAVERTINO 185

STONE





STONE


Maximus reinterprets the ancestral charm of stone and transforms it in one of the most favorite material in contemporary architecture.

Solid, durable and extremely versatile.

Maximus stones can be applied both indoors and out, and are designed to interpret both more minimalist tastes as well as the more refined and stylish ones.



Wall: Ceppo Di Gre' Mid Grey
Floor and Counter: Ceppo Di Gre' Light Grey



Wall: New Travertino Ivory
Floor: New Travertino Brown

Furniture: New Travertino Grey



Wall: New Travertino Ivory
Floor: Surface XL Cool Grey



Wall: New Travertino Grey
Floor: New Travertino Ivory
Kitchen Top: New Travertino Grey

STONE

CEPPO DI GRE'

Porcelain Tiles
Full Lappato / Natural




6 mm
120x260 cm
47.24"x102.36"




ceppo di gre' light grey

SIZES (cm / inches)	THICKNESS (mm)	CODE (natural)
120x260 / 47.24"x102.36"	6	A62GCPDG-LIG.M0X6R



ceppo di gre' mid grey

SIZES (cm / inches)	THICKNESS (mm)	CODE (natural)
120x260 / 47.24"x102.36"	6	A62GCPDG-MGY.M0X6R



ceppo di gre' nero

SIZES (cm / inches)	THICKNESS (mm)	CODE (natural)
120x260 / 47.24"x102.36"	6	A62GCPDG-MGY.M0X6R

STONE

NEW TRAVERTINO

Porcelain Tiles
Full Lappato



9 mm 120x280 cm 47.24"x110.23"
6 mm 120x260 cm 47.24"x102.36"
9 mm 120x240 cm 47.24"x94.48"
9 mm 80x240 cm 31.49"x94.48"
9 mm 120x120 cm 47.24"x47.24"
9 mm 60x120 cm 23.62"x47.24"
9 mm 90x180 cm * 35.43"x70.86"



new travertino grey

SIZES (cm / inches)	THICKNESS (mm)	CODE
120x280 / 47.24"x110.23"	9	A82GZNTV-GRY.N0X5P
120x260 / 47.24"x102.36"	6	A62GZNTV-GY0.G0C6P
120x240 / 47.24"x94.5"	9	A146ZNTV-GY0.G0C3P
120x120 / 47.24"x47.24"	9	A22GZNTV-GRY.N0X5P
60x120 / 23.62"x47.24"	9	A12GZNTV-GRY.N0X5P



new travertino ivory

SIZES (cm / inches)	THICKNESS (mm)	CODE
120x280 / 47.24"x110.23"	9	A82GZNTV-IVO.N0X5P
120x260 / 47.24"x102.36"	6	A62GZNTV-IVO.G0C6P
120x240 / 47.24"x94.5"	9	A146ZNTV-IVO.G0C3P
80x240 / 31.49"x94.48"	9	AGB87ZNTVIVOZGSC3P
90x180 / 35.43"x70.86"	9	AGB93ZNTVIVOZGSC3P
120x120 / 47.24"x47.24"	9	A22GZNTV-IVO.N0X5P
60x120 / 23.62"x47.24"	9	A12GZNTV-IVO.N0X5P




new travertino brown

SIZES (cm / inches)	THICKNESS (mm)	CODE
120x240 / 47.24"x94.5"	9	A146GZNTV-BR0.GC3P

* sizes obtained by press productions

BENGALA 198
BAILLIE WOOD 198
DENVER WOOD 199
SIGURT WOOD XL 200

WOOD






WOOD

Natural-looking tiles are one of the key trends for indoor and outdoor surface coverings, and wood is one of the most popular choice thanks to its versatility and beauty. The reinterpretation of wood aesthetics in large format porcelain tile creates an opportunity in designing spaces with warmth and coziness, in the grandest way possible.

Maximus wood collection brings life to spaces; ideal choice for modern and contemporary interiors



Wall: Sigurt Wood XL Beige



Wall: Sigurt Wood XL Light Greige

Floor: Denver Wood Mud



Counter: Denver Wood Mud
Floor: Baillie Wood Natural



Counter and Furniture: Bengala Bone
Floor: Bengala Bone

WOOD

BENGALA

Porcelain Tiles
Natural



≥ 6 mm
120x260 cm
 47.24"x102.36"

≥ 9 mm
120x240 cm
 47.24"x94.48"



bengala bone

SIZES (cm / inches)	THICKNESS (mm)	CODE
120x260 / 47.24"x102.36"	6	A62GBNGA-BNE.M0X6R
120x240 / 47.24"x94.5"	9	A46GBNGA-BNE.M0X5R



DENVER WOOD

Porcelain Tiles
Natural

≥ 6 mm
120x260 cm
 47.24"x102.36"

≥ 9 mm
120x240 cm
 47.24"x94.48"



denver wood mud

SIZES (cm / inches)	THICKNESS (mm)	CODE
120x260 / 47.24"x102.36"	6	A62GDENB-MUD.M0X6R
120x240 / 47.24"x94.5"	9	A46GDENB-MUD.M0X5R

BAILLIE WOOD

Porcelain Tiles
Natural



≥ 6 mm
120x260 cm
 47.24"x102.36"

≥ 9 mm
120x240 cm
 47.24"x94.48"



baillie wood natural


SIZES (cm / inches)	THICKNESS (mm)	CODE
120x260 / 47.24"x102.36"	6	A62GBAWD-NUR.M0X6R
120x240 / 47.24"x94.5"	9	A46GBAWD-NUR.M0X5R

WOOD

SIGURT WOOD XL

Porcelain Tiles
Natural




>|< 6 mm
120x260 cm
 47.24"x102.36"



sigurt wood xl beige

SIZES (cm / inches)	THICKNESS (mm)	CODE
120x260 / 47.24"x102.36"	6	A62GSWDX-BEE.M0X6R



sigurt wood xl light greige

SIZES (cm / inches)	THICKNESS (mm)	CODE
120x260 / 47.24"x102.36"	6	A62GSWDX-LGE.M0X6R



sigurt wood xl light brown

SIZES (cm / inches)	THICKNESS (mm)	CODE
120x260 / 47.24"x102.36"	6	A62GSWDX-LBR.M0X6R



sigurt wood xl grey

SIZES (cm / inches)	THICKNESS (mm)	CODE
120x260 / 47.24"x102.36"	6	A62GSWDX-GRY.M0X6R



sigurt wood xl brown

SIZES (cm / inches)	THICKNESS (mm)	CODE
120x260 / 47.24"x102.36"	6	A62GSWDX-BRN.M0X6R

UNI 216
UNICO 218

OTHERS





UNI

Available in multiple choice of solid colours, Maximus Mega slab UNI collection can be used to cover walls, floors, facades, furniture or as a replacement for kitchen surfaces and bathroom vanity units. UNI is a must for architect and interior design projects.



Shelves and Wall: Uni Dark Black
Floor and Furniture: Uni Hyper white
Backsplash: Uni Dark Black




Wall: New Travertino Ivory
Floor: Surface XL Cool Grey



Wall: Uni Hyper White
Floor: Uni Dark Grey



Wall: Uni Dark Black




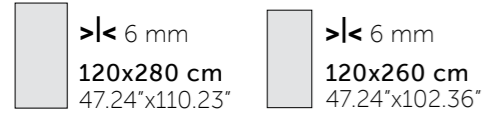
Wall and Floor: Versilia Marble
Furniture: Uni Dark Black
Countertop: Versilia Marble



Wall: Classic Flurry
Counter: Uni Ivory



Facade: Uni Hyper White and Uni Dark Black



SIZES (cm / inches)	THICKNESS (mm)	CODE (polished)
120x260 / 47.24"x102.36"	6	A62GMAXI-HWH.X0C6P
SIZES (cm / inches)	THICKNESS (mm)	CODE (natural)
120x260 / 47.24"x102.36"	6	A62GMAXI-HWH.S0X6R

uni hyper white




SIZES (cm / inches)	THICKNESS (mm)	CODE (polished)
120x280 / 47.24"x110.23"	6	A82GMAXI-IVO.X0X5P
120x260 / 47.24"x102.36"	6	A62GMAXI-IVO.X0C6P
SIZES (cm / inches)	THICKNESS (mm)	CODE (natural)
120x280 / 47.24"x110.23"	6	A82GMAXI-IVO.M0X5R
120x260 / 47.24"x102.36"	6	A62GMAXI-IVO.S0X6R

uni ivory



SIZES (cm / inches)	THICKNESS (mm)	CODE (polished)
120x260 / 47.24"x102.36"	6	A62GMAXI-LGY.X0C6P
SIZES (cm / inches)	THICKNESS (mm)	CODE (natural)
120x260 / 47.24"x102.36"	6	A62GMAXI-LIG.S0X6R

uni light grey



SIZES (cm / inches)	THICKNESS (mm)	CODE (polished)
120x260 / 47.24"x102.36"	6	A62GMAXI-LBE.X0C6P
SIZES (cm / inches)	THICKNESS (mm)	CODE (natural)
120x260 / 47.24"x102.36"	6	A62GMAXI-LBE.S0X6R

uni light beige



SIZES (cm / inches)	THICKNESS (mm)	CODE (polished)
120x260 / 47.24"x102.36"	6	A62GMAXI-DGY.X0C6P
SIZES (cm / inches)	THICKNESS (mm)	CODE (natural)
120x260 / 47.24"x102.36"	6	A62GMAXI-DKG.M0X6R

uni dark grey




SIZES (cm / inches)	THICKNESS (mm)	CODE (polished)
120x260 / 47.24"x102.36"	6	A62GMAXI-BE0.X0C6P
SIZES (cm / inches)	THICKNESS (mm)	CODE (natural)
120x260 / 47.24"x102.36"	6	A62GMAXI-BEE.S0X6R

uni beige



SIZES (cm / inches)	THICKNESS (mm)	CODE (polished)
120x260 / 47.24"x102.36"	6	A62GMAXI-DBK.X0C6P
SIZES (cm / inches)	THICKNESS (mm)	CODE (natural)
120x260 / 47.24"x102.36"	6	A62GMAXI-DKG.S0X6R

uni dark black



SIZES (cm / inches)	THICKNESS (mm)	CODE (polished)
120x260 / 47.24"x102.36"	6	A62GMAXI-MOK.X0X6P
SIZES (cm / inches)	THICKNESS (mm)	CODE (natural)
120x260 / 47.24"x102.36"	6	A62GMAXI-MOK.S0X6R

uni mocca

UNICO

Porcelain Tiles
Full Lappato



6 mm
120x260 cm
47.24"x102.36"



unico white

SIZES (cm / inches)	THICKNESS (mm)	CODE
120x260 / 47.24"x102.36"	6	A62GUNCO-WHE.N0X6P





TECHNICAL MANUAL

PRODUCT TYPOLOGY & SIZES

TECHNICAL SPECIFICATIONS

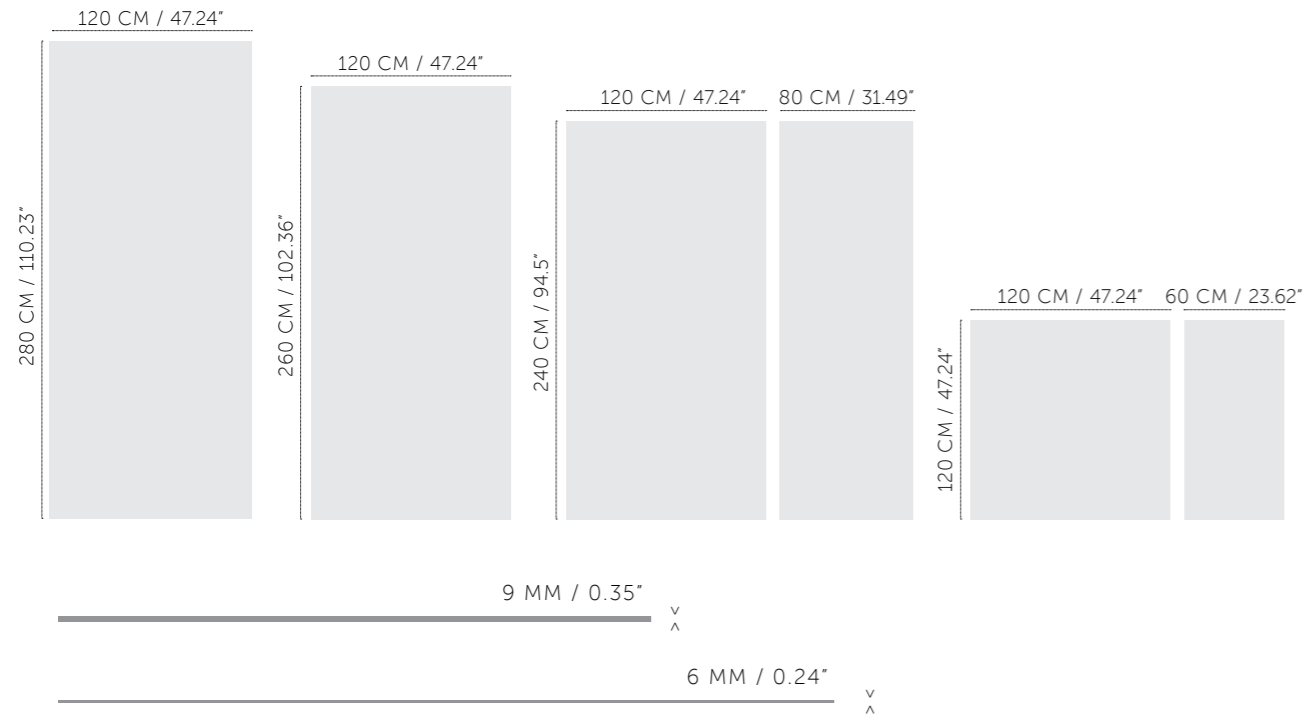
PACKAGING

HANDLING

INSTALLATION (WALL, FLOOR AND FAÇADE)

CLEANING AND MAINTENANCE

Product sizes



PRODUCT TYPOLOGY

BODY TYPE	SIZE (CM)	POLISHED/ FULL LAPPATO	NATURAL	HONED	6MM THICK	9MM THICK
Porcelain Tiles	120X260	✓	✓	✓	✓	✗
Porcelain Tiles	120X280	✓	✓	✓	✓	✗
Porcelain Tiles	120X240	✓	✓	✓	✗	✓
Porcelain Tiles	80X240	✓	✓	✓	✗	✓
Porcelain Tiles	120X120	✓	✓	✓	✗	✓
Porcelain Tiles	60X120	✓	✓	✓	✗	✓
Full Body Porcelain Tiles	120X280	✓	✓	✗	✗	✓
Full Body Porcelain Tiles	120X260	✓	✓	✗	✓	✗

Technical specifications - Porcelain Tiles (Natural, Full Lappato, Honed)

TEST DESCRIPTION	STANDARD TEST METHOD	STANDARD REQUIREMENTS	RAK CERAMICS SPECIFICATION	
			9 MM THICKNESS (120X240, 120X280, 80X240, 120X120, 60X120 CM)	6 MM THICKNESS (120X260)
Surface Quality	BS EN ISO 10545-2	A minimum of 95% of the tiles are to be free from visible defects	Minimum of 95% of the tiles are free from visible defects	
Length & Width	BS EN ISO 10545-2	± 1.0mm	± 1.0mm	± 1.0mm
Thickness	BS EN ISO 10545-2	± 0.5mm	± 0.5mm	± 0.5mm
Straightness Of Sides	BS EN ISO 10545-2	± 0.8mm	± 0.8mm	± 0.8mm
Rectangularity	BS EN ISO 10545-2	± 1.5mm	± 1.2mm	± 1.2mm
Surface Flatness: Centre Curvature	BS EN ISO 10545-2	± 1.8mm	± 1.8mm	± 1.8mm
Surface Flatness: Edge Curvature	BS EN ISO 10545-2	± 1.8mm	± 1.5mm	± 1.5mm
Surface Flatness: Warpage	BS EN ISO 10545-2	± 1.8mm	± 1.5mm	± 1.5mm
Water Absorption	BS EN ISO 10545-3	≤ 0.5%	≤ 0.4%	≤ 0.4%
Breaking Strength*	BS EN ISO 10545-4	≥ 1300 N ≥ 700 N	≥ 1500 N -	- ≥ 700 N
Modulus Of Rupture*	BS EN ISO 10545-4	≥ 35 N/mm ²	≥ 35 N/mm ²	≥ 35 N/mm ²
Resistance To Surface Abrasion	BS EN ISO 10545-7	Report abrasion class	PEI CLASS 2-5	PEI CLASS 2-5
Coefficient Of Linear Thermal Expansion	BS EN ISO 10545-8	Test method available	≤ 7 X 10 ⁻⁶ /°C	≤ 7 X 10 ⁻⁶ /°C
Resistance To Thermal Shock	BS EN ISO 10545-9	Test method available	No visible defect	No visible defect
Crazing Resistance	BS EN ISO 10545-11	Required	No crazing	No crazing
Frost Resistance	BS EN ISO 10545-12	Required	No visible damage	No visible damage
Resistance To Household Chemicals & Swimming Pool Salts	BS EN ISO 10545-13	Minimum B	Class A No visible effect	Class A No visible effect
Resistance To Low Concentrations Acids & Alkalis	BE EN ISO 10545-13	Manufacturer to state classification	Class LA No visible effect	Class LA No visible effect
Resistance To Staining	BS EN ISO 10545-14	Minimum class 3	Min. Class 4 Stains removed	Min. Class 4 Stains removed

Note: This technical specifications are applicable only to tiles in choice "A".

* Test performed using 100X100 cm cut pieces from the slab.
* Thickness is nominal

Superior quality raw materials like kaolin, clay, feldspar, silica, and colouring inks are imported from Europe and other parts of the world to manufacture Maximus Mega Slabs, without compromising on its breaking strength, water absorption, dust, termite and chemical resistance.

Maximus Mega Slabs are exceptionally hard, resist thermal shock better than any material available today, are virtually non-porous and are a green product. Installation is quicker and easier because of the dimensions of the product.

Flooring, wall cladding, kitchen counter tops, vanity tops, steps and risers, and bath surrounds are all possible.

Technical specifications - Full Body Porcelain Tiles (Natural)

TEST DESCRIPTION	STANDARD TEST METHOD	STANDARD REQUIREMENTS	RAK CERAMICS SPECIFICATION	
			9 MM THICKNESS (120x280)	6 MM THICKNESS (120x260)
Surface Quality	BS EN ISO 10545-2	A minimum of 95% of the tiles are to be free from visible defects	Minimum of 95% of the tiles are free from visible defects	
Length & Width	BS EN ISO 10545-2	± 1.0mm	± 1.0mm	± 1.0mm
Thickness	BS EN ISO 10545-2	± 0.5mm	± 0.5mm	± 0.5mm
Straightness Of Sides	BS EN ISO 10545-2	± 0.8mm	± 0.8mm	± 0.8mm
Rectangularity	BS EN ISO 10545-2	± 1.5mm	± 1.2mm	± 1.2mm
Surface Flatness: Centre Curvature	BS EN ISO 10545-2	± 1.8mm	± 1.8mm	± 1.8mm
Surface Flatness: Edge Curvature	BS EN ISO 10545-2	± 1.8mm	± 1.5mm	± 1.5mm
Surface Flatness: Warpage	BS EN ISO 10545-2	± 1.8mm	± 1.5mm	± 1.5mm
Water Absorption	BS EN ISO 10545-3	≤ 0.5%	≤ 0.1%	≤ 0.1%
Breaking Strength*	BS EN ISO 10545-4	≥ 1300 N ≥ 700 N	≥ 1500 N -	- ≥ 700 N
Modulus Of Rupture*	BS EN ISO 10545-4	≥ 35 N/mm ²	≥ 35 N/mm ²	≥ 35 N/mm ²
Resistance To Deep Abrasion	BS EN ISO 10545-6	≤ 175 mm ³	≤ 150 mm ³	≤ 150 mm ³
Coefficient Of Linear Thermal Expansion	BS EN ISO 10545-8	Test method available	≤ 7 X 10 ⁻⁶ /°C	≤ 7 X 10 ⁻⁶ /°C
Resistance To Thermal Shock	BS EN ISO 10545-9	Test method available	No visible defect	No visible defect
Frost Resistance	BS EN ISO 10545-12	Required	No visible damage	No visible damage
Resistance To Household Chemicals & Swimming Pool Salts	BS EN ISO 10545-13	Minimum B	Class A No visible effect	Class A No visible effect
Resistance To Low Concentrations Acids & Alkalis	BE EN ISO 10545-13	Manufacturer to state classification	Class LA No visible effect	Class LA No visible effect
Resistance To High Concentrations Acids & Alkalis	BS EN ISO 10545-13	Test method available	Class HA No visible effect	Class HA No visible effect
Resistance To Staining (Natural)	BS EN ISO 10545-14	Test method available	Min. Class 3 Stains removed	Min. Class 3 Stains removed
Resistance To Staining (Polished)	BS EN ISO 10545-14	Test method available	Min. Class 2 Stains removed	Min. Class 2 Stains removed

Note: This technical specifications are applicable only to tiles in choice "A".

* Test performed using 100X100 cm cut pieces from the slab.
* Thickness is nominal

Technical specifications - Full Body Porcelain Tiles (Polished)

TEST DESCRIPTION	STANDARD TEST METHOD	STANDARD REQUIREMENTS	RAK CERAMICS SPECIFICATION	
			9 MM THICKNESS (120x280)	6 MM THICKNESS (120x260)
Surface Quality	BS EN ISO 10545-2	A minimum of 95% of the tiles are to be free from visible defects	Minimum of 95% of the tiles are free from visible defects	
Length & Width	BS EN ISO 10545-2	± 1.0mm	± 1.0mm	± 1.0mm
Thickness	BS EN ISO 10545-2	± 0.5mm	± 0.5mm	± 0.5mm
Straightness Of Sides	BS EN ISO 10545-2	± 0.8mm	± 0.8mm	± 0.8mm
Rectangularity	BS EN ISO 10545-2	± 1.5mm	± 1.2mm	± 1.2mm
Surface Flatness: Centre Curvature	BS EN ISO 10545-2	± 1.8mm	± 1.8mm	± 1.8mm
Surface Flatness: Edge Curvature	BS EN ISO 10545-2	± 1.8mm	± 1.5mm	± 1.5mm
Surface Flatness: Warpage	BS EN ISO 10545-2	± 1.8mm	± 1.5mm	± 1.5mm
Water Absorption	BS EN ISO 10545-3	≤ 0.5%	≤ 0.1%	≤ 0.1%
Breaking Strength*	BS EN ISO 10545-4	≥ 1300 N ≥ 700 N	≥ 1500 N -	- ≥ 700 N
Modulus Of Rupture*	BS EN ISO 10545-4	≥ 35 N/mm ²	≥ 35 N/mm ²	≥ 35 N/mm ²
Resistance To Deep Abrasion	BS EN ISO 10545-6	≤ 175 mm ³	≤ 150 mm ³	≤ 150 mm ³
Coefficient Of Linear Thermal Expansion	BS EN ISO 10545-8	Test method available	≤ 7 X 10 ⁻⁶ /°C	≤ 7 X 10 ⁻⁶ /°C
Resistance To Thermal Shock	BS EN ISO 10545-9	Test method available	No visible defect	No visible defect
Frost Resistance	BS EN ISO 10545-12	Required	No visible damage	No visible damage
Resistance To Household Chemicals & Swimming Pool Salts	BS EN ISO 10545-13	Minimum B	Class A No visible effect	Class A No visible effect
Resistance To Low Concentrations Acids & Alkalis	BE EN ISO 10545-13	Manufacturer to state classification	Class LA No visible effect	Class LA No visible effect
Resistance To High Concentrations Acids & Alkalis	BS EN ISO 10545-13	Test method available	Class HA No visible effect	Class HA No visible effect
Resistance To Staining (Natural)	BS EN ISO 10545-14	Test method available	Min. Class 3 Stains removed	Min. Class 3 Stains removed
Resistance To Staining (Polished)	BS EN ISO 10545-14	Test method available	Min. Class 2 Stains removed	Min. Class 2 Stains removed

Note: This technical specifications are applicable only to tiles in choice "A".

* Test performed using 100X100 cm cut pieces from the slab.
* Thickness is nominal

Packaging details

120x280 CM

FINISH	THICKNESS (mm)	TILE SIZE (cm)	TILE AREA (sqm)	KG per pc	PCS per pallet	TILE AREA per pallet (sqm)	WEIGHT per pallet (kg)	PALLET DIMENTIONS (cm)		
								LENGTH	HEIGHT	WIDTH
Polished / Natural / Honed	9	120x280	3.36	68	20	67.2	1435.00	287	37	133

120x260 CM

FINISH	THICKNESS (mm)	TILE SIZE (cm)	TILE AREA (sqm)	KG per pc	PCS per pallet	TILE AREA per pallet (sqm)	WEIGHT per pallet (kg)	PALLET DIMENTIONS (cm)		
								LENGTH	HEIGHT	WIDTH
Polished / Natural / Honed	6	120x260	3.12	44.00	20	62.4	1000.00	267	33.50	133

120x240 CM

FINISH	THICKNESS (mm)	TILE SIZE (cm)	TILE AREA (sqm)	PCS per box	TILE AREA per box (sqm)	WEIGHT per box (kg)	BOX per pallet	TILE AREA per pallet (sqm)	WEIGHT per pallet (kg)	PALLET DIMENTIONS (cm)		
										LENGTH	HEIGHT	WIDTH
Polished / Natural / Honed	9	120x240	2.88	1	2.88	62.00	28	80.64	1826.00	243	53	148

80x240 CM

FINISH	THICKNESS (mm)	TILE SIZE (cm)	TILE AREA (sqm)	PCS per box	TILE AREA per box (sqm)	WEIGHT per box (kg)	BOX per pallet	TILE AREA per pallet (sqm)	WEIGHT per pallet (kg)	PALLET DIMENTIONS (cm)		
										LENGTH	HEIGHT	WIDTH
Polished / Natural / Honed	9	80x240	1.92	2	3.84	82.00	18	69.12	1570.00	243	53	148

90x180 CM

FINISH	THICKNESS (mm)	TILE SIZE (cm)	TILE AREA (sqm)	PCS per box	TILE AREA per box (sqm)	WEIGHT per box (kg)	BOX per pallet	TILE AREA per pallet (sqm)	WEIGHT per pallet (kg)	PALLET DIMENTIONS (cm)		
										LENGTH	HEIGHT	WIDTH
Polished / Natural / Honed	9	90x180	1.62	2	3.24	68.00	24	77.76	1712.00	189	73	111

80x160 CM

FINISH	THICKNESS (mm)	TILE SIZE (cm)	TILE AREA (sqm)	PCS per box	TILE AREA per box (sqm)	WEIGHT per box (kg)	BOX per pallet	TILE AREA per pallet (sqm)	WEIGHT per pallet (kg)	PALLET DIMENTIONS (cm)		
										LENGTH	HEIGHT	WIDTH
Polished / Natural / Honed	9	80x160	1.28	2	2.56	55.00	24	61.44	1400.00	173	73	97
Polished / Natural / Honed	9	80x160	1.28	2	2.56	55.00	18	46.08	1070.00	173	57	97

120x120 CM

FINISH	THICKNESS (mm)	TILE SIZE (cm)	TILE AREA (sqm)	PCS per box	TILE AREA per box (sqm)	WEIGHT per box (kg)	BOX per pallet	TILE AREA per pallet (sqm)	WEIGHT per pallet (kg)	PALLET DIMENTIONS (cm)		
										LENGTH	HEIGHT	WIDTH
Polished / Natural / Honed	9	120x120	1.44	2	2.88	62.00	28	80.64	1766.00	122	76	134
Polished / Natural / Honed	9	120x120	1.44	2	2.88	62.00	20	57.60	1260.00	122	122	58

60x120 CM

FINISH	THICKNESS (mm)	TILE SIZE (cm)	TILE AREA (sqm)	PCS per box	TILE AREA per box (sqm)	WEIGHT per box (kg)	BOX per pallet	TILE AREA per pallet (sqm)	WEIGHT per pallet (kg)	PALLET DIMENTIONS (cm)		
										LENGTH	HEIGHT	WIDTH
Polished / Natural / Honed	9	60x120	0.72	2	1.44	31.00	68	97.92	2108.00	111	111	130
Polished / Natural / Honed	9	60x120	0.72	2	1.44	31.00	20	28.80	620.00	122	68	56

Note: All tile dimensions mentioned above are rectified. Unrectified size is available in +/-140x308cm on request
All weights and thickness mentioned in the above table are approximate average.

Suggested equipment

HANDLING EQUIPMENT

Aluminum Parallel profile with crossbars and Suction Vacuum suction cups with vacuum gauge



Tile Cart Trolley



Double Suction Cups



Modular Work Bench BM180



Modular Work Bench BM180 BM180 Plus (Perfect Workstation for large format tiles up to 160cm width)



CUTTING AND DRILLING EQUIPMENT

Compass device with suction cups for Circular Cuts



Free cut guide with complete outfit Max. Cut of length – 156 cm



Free Cut Extension



Cutting off pliers for tile/slabs




Diamond polishing pad



Diamond for edge and side polishing



Diamond Blades for simultaneous cutting and grooving



INSTALLATION AND LEVELLING EQUIPMENT


Compact Vibrator or Tile Beater



RLS 3D Clips for tiles



Wedges (for Anti-Chipping / Anti-Scratching preventing platforms)



Adjustable pliers for wall and floor covering



Low-speed mixer



Rubber Grout floats



Slant ridge notched trowel



Diamond for edge and side polishing



CLEANING AND MAINTENANCE

Brooms


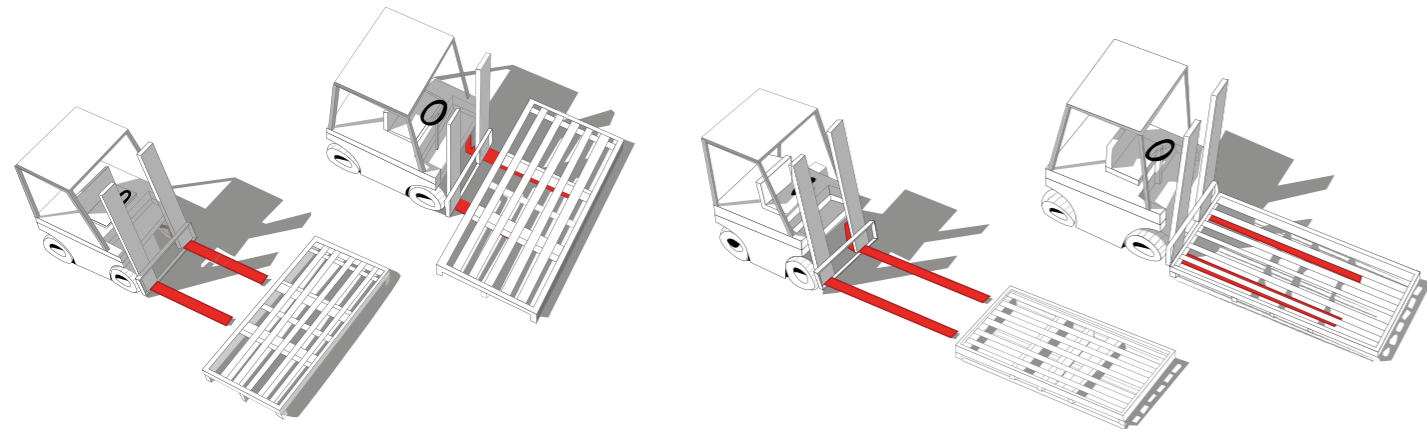


Floats with abrasive pads




Handling Maximus

- Maximus extra-large format slabs arrive in oversized crates, which require specific Handling equipment to prevent from damage occurring during forklift operation, specific fork sizes must be used. For example, to handle a crate of 135cm x 305cm tiles from the side, 112cm/ 44" long forks are recommended.
- To handle the same crate from the narrow end requires forks that are at least 213cm/ 84" long. Lifting multiple crates with longer forks may require forklifts with a greater lift capacity.
- Specialized tools and equipment are currently available for the handling, installation and cutting of large porcelain surfaces. Innovative trowels with unique notch configurations can help increase the consistency of the mortar coverage on the back of the tile.
- To increase rigidity and limit twisting, use a system composed of parallel and transverse guides.
- For a perfect adhesion clean the slab and the suckers with a damp sponge.
- The suckers run along the guides and adhere to the slab. Make sure that a vacuum is created between the device and the surface.
- A single guide device can be used for sizes of maximum length.
- Use four operators at a time to carry out handling operations of large size slabs.
- Lift the slab along the long side and hang it vertically to the handles of the frame.
- For the large size slab a suitably reinforced trolley is recommended. Set the guides to the trolley for carrying the slab.
- Follow the same procedure for handling the 120x240cm and all other sub-sizes, where only two operators are sufficient.



Cut-to-pieces and drilling

- RAK Ceramics recommends the use of special designed devices for handling as well as cutting and laying of big slabs.
- Handle slab with a proper and professional trolley of aluminum parallel profile with crossbars and vacuum suction cups along with a vacuum gauge. Please use double suction cups for slabs above 300cm. This could make sure that appropriate vacuum is created between the device and the slab. Lift the slab and keep it vertically to the trolley frame.
- Keep the slab on a stable, flat and intractable surface. For successful cutting and drilling, RAK Ceramic recommend using a professional modular workbench with aluminum profiles and proper cutting tools for each type of cut.
- Set the cutting unit on the tile so that the references coincide with the marked lines and lock it with the appropriate suckers. Score the slab from one edge to the other, being carefully maintaining the same pressure while moving.
- When the cut has been made, move the slab until the slit line sticks out a 10 to 15 cm from the workbench. Start hew from both sides using appropriate cutting-off pliers and follow the scoring line to complete the hew.
- Smooth rough edges and sides with an appropriate diamond polishing pad.
- To drill internal cutouts from the slab, first you need to draw the guide lines. For circular cuts, use the compass device with suction cups. For rectangular cut, drill first a 5 – 7 mm hole at the corners of the rectangle shape, using a non-percussion drill. For a better drilling always, keep the surface and drill a little bit wet. Then Follow the drilled lines using a diamond-blade angle grinder and then finish off the edges with a diamond-polishing pad. Round holes (4) must be made in wet drilling, using diamond-blades. Start engraving the surface with a 75 degrees point angle, then straighten out the drill avoiding excessive pressure on the slab. Also, in this case finish with a diamond-polishing pad.
- Manual traction devices are available, in order to make a finishing cut at 45° and thus enable special applications of the material.



Installation

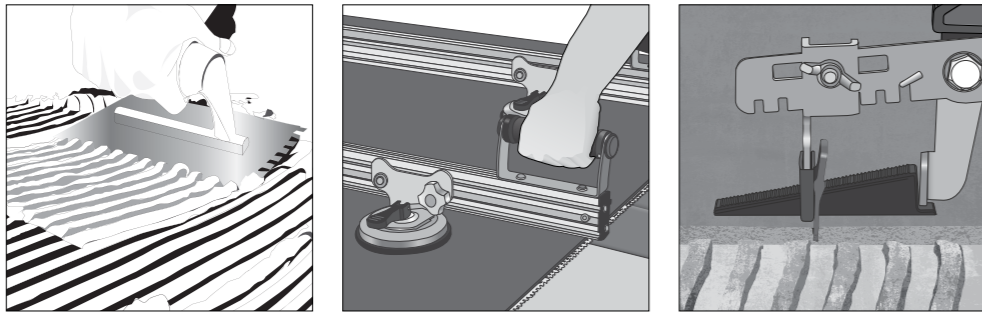
Laying "Maximus" slabs requires similar laying conditions to those required for traditional format slabs. Maximus requires the adhesive to be applied both on the setting bed and on the back of the slab.

Maximus Slabs For Flooring Require The Following Conditions:

- A flat surface that is clean and free from dust, scraps and any lumps of cement
- The setting bed must be uniform and have already undergone the dry shrinkage process
- Repair any cracks
- Any uneven parts on the surface must be filled with suitable levelling compounds

Instruments Required

- Cement-based powder adhesive for full spread, class "C2E according to EN12004 and S1 according to EN12002 standards"
- 3x3 mm square toothed trowel and 15 mm round toothed trowel
- Frame with suction cups for handling or double suction cups
- Non-bounce plastic mallet 170x370 mm
- Levelling system: base clip + wedge + pliers



Bonding To The Floor

- Ensure that the surface to be covered is solid, flat and free from dust and oil/grease.
- Use the adhesives described above mixed according to the specifications indicated in the technical data sheet of the chosen adhesive.
- Spread the adhesive onto the surface to be covered with a 15 mm round toothed trowel across an area of 5/10 cm more than the dimensions of the slab.
- With the slab in a vertical position on the handling frame, spread the adhesive onto the back of the slab with a 3x3 mm square toothed trowel.
- Using the frame with suction cups, bring the slab into a horizontal position and lay it.
- To guarantee uniform bonding of the slab, the special 170x370 mm non-bounce plastic mallet must be used, tapping from the middle towards the edges so as to remove any air pockets between the back of the slab, the adhesive and the surface to be tiled using the levelling system.

Bonding To The Wall

- Ensure that the surface to be covered is solid, flat and free from dust.
- Cement-based powder adhesive for full spread, class "C2E according to EN12004 and S1 according to EN12002 standards".
- Spread the adhesive onto the surface to be covered with a 15 mm round toothed trowel across an area of 5/10 cm more than the dimensions of the slab.
- With the slab in a vertical position on the handling frame, spread the adhesive onto the back of the slab with a 3x3 mm square toothed trowel.
- Using the handling frame in a vertical position lay the slab.
- Before releasing the slab from the handling frame, ensure that the adhesive will hold it in place.
- To guarantee complete bonding of the slab and eliminate any air, tap from the middle towards the edges using the non-bounce plastic mallet.
- Before bonding the next slab, fix the hidden mechanical hook to the wall with the relevant nails (length 27 mm) using the gas-powered nailing machine.

Ventilated Façade

Maximus Mega Slab – Ventilated Façade Systems

A ventilated façade is a coating system on the outside of a building which leaves a ventilated chamber between the coating (façade) and the building insulation. Considered as the best solution for maximising insulation whilst reducing unwanted condensation or thermal bridge problems, ventilated façades provide excellent thermal-hygrometric solutions.

- Advantages of Ventilated Façade Systems
- Energy Saving – Excellent thermal insulation, reduction in heat/cool dispersal, and less heat absorption in warm climates.
- Technical and Aesthetic Durability – Significant reduction in deterioration due to pollution, does not absorb dust or dirt, easy to clean and maintain and promotes humidity dispersal.
- Healthier Environment – Increased comfort for users and meets all hygiene, health and environmental protection standards.



RAK CERAMICS
P.O. Box 4714, Ras Al Khaimah,
United Arab Emirates (U.A.E.)
Tel.: +971 7 2467000
Fax: +971 7 2445270
Email : info@rakceramics.com

RAKCERAMICS.COM

RAK

CERAMICS